Treasurer's Monthly INVESTMENT REPORT

APRIL 2014

From the Office of
SHARI L. FREIDENRICH, CPA, CCMT, CPFA, ACPFIM
Orange County Treasurer

ORANGE COUNTY • TREASURER-TAX COLLECTOR •

COUNTY OF ORANGE

TREASURER'S INVESTMENT REPORT
For April 30, 2014

Table of Contents

I.	**Memo to Board of Supervisors-Executive Summary**	3
II.	**Investment Pool Summary, Statistics and Charts, Fund Composition, Top Ten Participants**	5
III.	**Investment Objectives** - *Safety - Investment Type/Credit Quality/Issuer Concentration/Issuer List/S&P Ratings* - *Liquidity - Maturities Distribution* - *Yield - Interest Rate Yield*	12
IV.	**Cash Availability Projection per California Government Code Section 53646(b)(3)**	24
V.	**Statement of Accountability**	25
VI.	**Investment Policy and Treasury Oversight Committee (TOC) Bylaws Compliance Summary** *- Investment Policy Compliance Summary* *- Investment Policy and TOC Bylaws Compliance Summary* *- Noncompliance Detail*	26
VII.	**Portfolio Investment Inventory with Market Values** *- Extended Fund, County and Educational Money Market Funds* *- John Wayne Airport Investment Pool/Non-pooled Investments* *- Investments with Trustees - CEO/Public Finance* *- Investments with Trustees - John Wayne Airport* *- Portfolio Holdings of Debt Issued by Pool Participants*	29
VIII	**Detailed Transaction Reports** *- Transaction Report by Fund for all Funds* *- Money Market Mutual Fund Transactions*	65
IX.	**Distribution List**	80

OFFICE OF THE TREASURER-TAX COLLECTOR
SHARI L. FREIDENRICH, CPA, CCMT, CPFA, ACPFIM

INTERDEPARTMENTAL COMMUNICATION

Date: May 15, 2014

To: Supervisor Shawn Nelson, Chair
Supervisor Patricia Bates, Vice-Chair
Supervisor John Moorlach
Supervisor Janet Nguyen
Supervisor Todd Spitzer

From: Shari L. Freidenrich, CPA, CCMT, CPFA, ACPFIM

Subject: Treasurer's Investment Report for the Month Ended April 30, 2014

Attached, please find the Treasurer's Investment Report for the County of Orange for the month ended April 30, 2014. The County Treasurer provides this report in compliance with California Government Code Sections 53607, 53646, and 27134 and the County's Investment Policy Statement (IPS). We have included some charts and other data for your information including charts on fund composition of the Orange County Investment Pool. We have also included two charts on the top ten pool participants for both Orange County Investment Pool and the Orange County Educational Investment Pool. This report is also publicly available on our website at ocgov.com/ocinvestments.

INVESTMENT POOL COMPOSITION

The investments contained within this report are as of April 30, 2014. The Investment Pool Statistics summary shows the total investment responsibility of the County Treasurer as delegated by the Board of Supervisors: the Orange County Investment Pool that includes the Voluntary participants' funds, the Orange County Educational Investment Pool, the John Wayne Airport Investment Pool, and various other small non-Pooled investment funds. The investment practices and policies of the Treasurer are based on compliance with State law and prudent money management. The primary goal is to invest public funds in a manner which will provide maximum security of principal invested with secondary emphasis on providing adequate liquidity to Pool Participants and lastly to achieve a market rate of return within the parameters of prudent risk management while conforming to all applicable statutes and resolutions governing the investment of public funds.

The County Treasurer established three Money Market Funds, the Orange County Money Market Fund, the Orange County Educational Money Market Fund, and the John Wayne Airport Investment Pool, which all are invested in cash-equivalent securities and provide liquidity for immediate cash needs. Standard & Poor's, on April 15, 2014, reaffirmed their highest rating of AAAm on the County and the Educational Money Market Funds. The County Treasurer also established the Extended Fund that is for cash needs between one and five years. The Orange County Investment Pool is comprised of the Orange County Money Market Fund and portions of the Extended Fund. The Orange County Educational Investment Pool is comprised of the Orange County Educational Money Market Fund and portions of the Extended Fund.

The maximum maturity of investments for the County and Educational Money Market Funds is 13 months, with a maximum weighted average maturity (WAM) of 60 days, and they have a current WAM of 56 and 59 respectively. The maximum maturity of the Extended Fund is five years, with duration not to exceed the Merrill Lynch 1-3 Year index +25% (2.40). The duration is currently at 1.67. The investments in all of the funds are marked to market daily to determine the value of the funds. To further maintain safety, adherence to an investment strategy of only purchasing top-rated securities and diversification of instrument types and maturities is required.

ECONOMIC UPDATE

In April, the job market added 288,000 new jobs, and March's job numbers were revised upward by 13,000 to 203,000. The U.S. unemployment rate decreased to a five-year low of 6.3% from 6.7% in March. The U.S. gross domestic product (GDP) increased at a 0.1% annualized rate in the first quarter of 2014, indicating slower economic growth primarily due to adverse weather conditions in several parts of the country. Both the Empire State Manufacturing Index and the Philadelphia Fed Index continued to stay positive at 1.29 and 16.6 respectively. The Federal Reserve uses these indexes as regional economic gauges, and a reading above zero signals economic expansion. With respect to housing,

S&P/CaseShiller reported that the housing prices continue to show positive momentum as prices increased for the twenty-first consecutive month in February, up 12.86% from a year ago. However, the index for pending home sales dropped 7.4% on a year-over-year basis in March, the sixth straight month of decline. At the Federal Open Market Committee (FOMC) meeting on April 29-30, the Federal Reserve voted to reduce its asset purchase program to $45 billion from $55 billion per month. Starting May 2014, the Federal Reserve will purchase $20 billion per month in agency mortgage-backed securities and $25 billion per month in longer-term Treasury securities, a reduction of $5 billion in each. The 10-year Treasury rate decreased seven basis points in April to 2.65%.

The short-term 90-day T-bill ended the month at 0.03%, unchanged from March, and the rate on the two-year note was 0.41% at the end of April, down from 0.42% in March.

INVESTMENT INTEREST YIELDS AND FORECAST

The current gross interest yield year-to-date for 2013/2014 is 0.33% for the Orange County Investment Pool and 0.32% for the Orange County Educational Investment Pool. The forecasted gross yield for the fiscal year 2013/2014 for the Orange County Investment Pool and Orange County Educational Investment Pools are expected to be 0.33% versus the 0.37% originally forecasted based on continued low short-term interest rates. However, due to lower investment administrative fees, the net interest yield year-to-date for both pools is expected to drop by less than 3 basis points, from 0.29% to 0.26%.

APPORTIONMENT OF COMMINGLED POOL INTEREST EARNINGS

Each month, the County Treasurer apportions the accrued interest earnings to each pool participant. As of the first business day of the following month accrued, but unpaid, interest earnings are added to pool participants' average balances in determining a participant's relative share of the pool's monthly earnings. The actual cash distribution will generally be paid in the months following. The April 2014 interest apportionment is expected to be paid by May 31, 2014. The estimated annual revised investment administrative fee is still 7.6 basis points, down from the initial estimate of 8.2 basis points.

TEMPORARY TRANSFERS

During April, the County Treasurer received requests from four Orange County school districts to make temporary transfers as required by California Constitution Article XVI, Section 6, and per the Board of Supervisor's Resolution 13-016. The resolution authorizes the County Treasurer to make temporary transfers to school districts to address their short-term cash flow needs. The loans are secured by tax receipts to be received by the County Treasurer, as the banker for the school districts. Temporary transfers from the Educational Money Market Fund totaled $75 million and will be repaid by July 31, 2014.

PORTFOLIO HOLDINGS OF DEBT ISSUED BY POOL PARTICIPANTS

Under guidelines outlined in the current IPS, the County Treasurer may invest in A or above rated securities issued by municipalities. Municipal debt issued by the County of Orange is exempt from this credit rating requirement. The Investment Pools may invest no more than 5% of pool assets in any one issuer, with the exception of the County of Orange which has a 10% limit. The Investment Pools have a total market value of $326 million in AA- rated County of Orange debt, which represents approximately 4.3% of assets. Prior to purchasing any pool participant debt, a standardized credit analysis is performed.

COMPLIANCE SUMMARY

The investment portfolios had no compliance exceptions for the month of April 2014, and no audit reports were issued in April.

CREDIT UPDATE

During April, there were no changes to the Treasurer's Approved Issuer List. An ongoing credit analysis of all issuers owned in the Investment Pools is reviewed on a daily, monthly, quarterly, and annual basis.

I certify that this report includes all pool and non-pooled investments as of April 30, 2014 and is in conformity with all State laws and the IPS approved by the Board of Supervisors on February 4, 2014. The investments herein shown provide adequate liquidity to meet the next six months of projected cash flow requirements. I am available if you have any questions on this Investment Report at (714) 834-7625.

Enclosures

cc: Distribution List

ORANGE COUNTY TREASURER-TAX COLLECTOR

SUMMARY OF INVESTMENT DATA

INVESTMENT TRENDS

	APRIL 2014	MARCH 2014	INCREASE (DECREASE)	NET CHANGE %	APRIL 2013	INCREASE (DECREASE)	NET CHANGE %
Orange County Investment Pool (OCIP)							
End Of Month Market Value[1,4]	$ 3,737,274,633	$ 3,514,819,738	$ 222,454,895	6.33%	$ 3,675,178,716	$ 62,095,917	1.69%
End Of Month Book Value[4]	$ 3,735,882,585	$ 3,514,502,036	$ 221,380,549	6.30%	$ 3,668,418,387	$ 67,464,198	1.84%
Monthly Average Balance[4]	$ 4,341,107,079	$ 3,291,402,508	$ 1,049,704,571	31.89%	$ 4,300,857,745	$ 40,249,334	0.94%
Year-To-Date Average Balance	$ 3,331,170,124	$ 3,218,954,907	$ 112,215,217	3.49%	$ 3,294,335,065	$ 36,835,059	1.12%
Monthly Accrued Earnings[8]	$ 1,158,353	$ 1,004,470	$ 153,883	15.32%	$ 994,775	$ 163,578	16.44%
Monthly Net Yield[5,7]	0.26%	0.29%	-0.03%	-11.86%	0.20%	0.06%	28.82%
Year-To-Date Net Yield[2]	0.25%	0.25%	0.00%	1.49%	0.33%	-0.08%	-23.11%
Annual Estimated Gross Yield	0.37%	0.37%	0.00%	0.00%	0.38%	-0.01%	-2.63%
Weighted Average Maturity (WAM)[3]	426	391	35	8.95%	295	131	44.41%
Orange County Educational Investment Pool (OCEIP)							
End Of Month Market Value[1,4,6]	$ 3,815,047,909	$ 3,376,431,041	$ 438,616,868	12.99%	$ 3,201,288,532	$ 613,759,377	19.17%
End Of Month Book Value[4,6]	$ 3,813,380,597	$ 3,375,996,926	$ 437,383,671	12.96%	$ 3,195,755,532	$ 617,625,065	19.33%
Monthly Average Balance[6]	$ 3,512,609,595	$ 3,467,616,723	$ 44,992,873	1.30%	$ 2,917,484,282	$ 595,125,313	20.40%
Year-To-Date Average Balance[6]	$ 3,394,838,372	$ 3,381,752,681	$ 13,085,691	0.39%	$ 2,904,709,322	$ 490,129,050	16.87%
Monthly Accrued Earnings[8]	$ 1,240,361	$ 1,212,270	$ 28,091	2.32%	$ 825,203	$ 415,158	50.31%
Monthly Net Yield[7]	0.36%	0.34%	0.02%	5.22%	0.26%	0.10%	39.47%
Year-To-Date Net Yield[2]	0.25%	0.23%	0.01%	5.52%	0.32%	-0.07%	-22.94%
Annual Estimated Gross Yield	0.37%	0.37%	0.00%	0.00%	0.38%	-0.01%	-2.63%
Weighted Average Maturity (WAM)[3]	469	490	(21)	-4.29%	278	191	68.71%

[1] Market values provided by Bloomberg and Northern Trust.

[2] In April 2013, OCIP and OCEIP primarily held higher yielding securities, which over time have matured and were reinvested in lower yielding securities. As a result, the Year-To-Date Net Yield has dropped since April 2013.

[3] In April 2014, OCIP and OCEIP WAMs were higher than April 2013, primarily due to investing in slightly longer maturities as part of a planned program to reduce excess liquidity.

[4] In April 2014, OCIP and OCEIP book values and monthly average balances increased from March 2014 primarily due to incoming secured property tax receipts.

[5] In April 2014, OCIP Monthly Net Yield decreased from March 2014 due to incoming secured property tax receipts that were deposited and invested in short maturities. Most of the OCIP secured property tax receipts are distributed to County agencies and school districts in late April and May.

[6] In April 2014, OCEIP Monthly and Year-To-Date Average Balances were significantly higher than April 2013 due to increased General Obligation (GO) bond funds on deposit, redevelopment property tax trust fund distributions, and higher payments from the State, as the State is significantly reducing the deferred amount of required payments to school districts.

[7] In April 2013, the OCIP and OCEIP Monthly Net Yield was lower due to investment in shorter term, lower yielding securities and a higher Treasury administrative fee primarily due to lower pool participant balances.

[8] Monthly Accrued Earnings in OCIP and OCEIP were higher than March 2014 and April 2013, primarily due to higher average balances offset slightly by lower year-to-date net yields.

ORANGE COUNTY TREASURER-TAX COLLECTOR

INVESTMENT POOL STATISTICS

FOR THE MONTH ENDED: APRIL 30, 2014

INVESTMENT STATISTICS - By Investment Pool***

DESCRIPTION	CURRENT BALANCES		Average Days to Maturity	Daily Yield as of 4/30/14	MONTHLY Gross Yield	Current NAV
COMBINED POOL BALANCES (includes the Extended Fund)						
Orange County Investment Pool (OCIP)	MARKET Value	$ 3,737,274,633	426	0.31%		1.00
	COST (Capital)	$ 3,741,491,573			0.32%	
	MONTHLY AVG Balance	$ 4,341,107,079				
	BOOK Value	$ 3,735,882,585				
Orange County Educational Investment Pool (OCEIP)	MARKET Value	$ 3,815,047,909	469	0.39%		1.00
	COST (Capital)	$ 3,819,403,833			0.43%	
	MONTHLY AVG Balance	$ 3,512,609,595				
	BOOK Value	$ 3,813,380,597				

INVESTMENT STATISTICS - Non Pooled Investments **

DESCRIPTION	CURRENT BALANCE		BOOK BALANCE BY INVESTMENT TYPE	
Specific Investment Funds: 15B, 283, 505, 529	MARKET Value	$ 71,919,093	Money Market Mutual Funds	$ 20,852,502
	COST (Capital)	$ 72,046,486	Repurchase Agreement	1,081,500
	MONTHLY AVG Balance	$ 72,030,860	John Wayne Airport Investment Pool	50,014,882
	BOOK Value	$ 71,892,065	GNMA Mortgage-Backed Securities	97,602
				$ 72,046,486

MONTH END TOTALS

INVESTMENTS & CASH		FUND ACCOUNTING & SPECIFIC INVESTMENTS	
COUNTY MONEY MARKET FUND (OCMMF)			
County Money Market Fund	$ 1,268,997,525	County Funds	$ 3,746,820,455
County Cash	5,328,880	Educational Funds	3,828,111,917
EXTENDED FUND	5,290,494,050	Specific Investment Funds	72,046,486
EDUCATIONAL MONEY MARKET FUND (OCEMMF)			
Educational Money Market Fund	1,001,403,833		
Educational Cash	8,708,084		
NON-POOLED INVESTMENTS			
Non Pooled Investments @ Cost	72,046,486		
	$ 7,646,978,858		$ 7,646,978,858

KEY POOL STATISTICS

INTEREST RATE YIELD		WEIGHTED AVERAGE MATURITY (WAM)	
OCMMF - MONTHLY GROSS YIELD	0.08%	OCMMF	56
OCEMMF - MONTHLY GROSS YIELD	0.14%	OCEMMF	59
JOHN WAYNE AIRPORT - MONTHLY GROSS YIELD	0.19%	JOHN WAYNE AIRPORT WAM	57
OCIP - YTD NET YIELD****	0.25%	LGIP WAM (Standard & Poors)	48
OCEIP - YTD NET YIELD****	0.25%		
90-DAY T-BILL YIELD - MONTHLY AVERAGE	0.03%		

ORANGE COUNTY TREASURER-TAX COLLECTOR

INVESTMENT POOL STATISTICS

FOR THE MONTH ENDED: APRIL 30, 2014

INVESTMENT STATISTICS - By Investment Fund*						
DESCRIPTION	CURRENT BALANCES		Average Days to Maturity	Daily Yield as of 4/30/14	MONTHLY Gross Yield	Current NAV
County Money Market Fund (OCMMF)	MARKET Value	$ 1,267,656,725	56	0.09%		1.00
	COST (Capital)	$ 1,268,997,525			0.08%	
	MONTHLY AVG Balance	$ 1,998,731,843				
	BOOK Value	$ 1,267,611,182				
Educational Money Market Fund (OCEMMF)	MARKET Value	$ 1,000,325,961	59	0.10%		1.00
	COST (Capital)	$ 1,001,403,833			0.14%	
	MONTHLY AVG Balance	$ 904,609,595				
	BOOK Value	$ 1,000,193,314				
Extended Fund	MARKET Value	$ 5,284,339,856	615	0.49%		1.00
	COST (Capital)	$ 5,290,494,048			0.53%	
	MONTHLY AVG Balance	$ 4,950,375,236				
	BOOK Value	$ 5,281,458,686				
ALLOCATION OF EXTENDED FUND						
Extended Fund						
OCIP Share	MARKET Value	$ 2,469,617,908	615	0.49%		1.00
	COST (Capital)	$ 2,472,494,048			0.53%	
	MONTHLY AVG Balance	$ 2,342,375,236				
	BOOK Value	$ 2,468,271,403				
OCEIP Share	MARKET Value	$ 2,814,721,948	615	0.49%		1.00
	COST (Capital)	$ 2,818,000,000			0.53%	
	MONTHLY AVG Balance	$ 2,608,000,000				
	BOOK Value	$ 2,813,187,283				
Modified Duration		1.67				

* Book Value is computed as Cost reduced by amortization of premium and increased by the accretion of discount of the Investment Portfolio. Net Asset Value (NAV) is equal to Market Value divided by Book Value.

** Specific non pooled investments are reported in compliance with Government Code Section 53646 (b)(1). Detailed descriptions are included in the inventory listing in Section VII of this report.

*** The Combined Pool Balances include the County and Educational Money Market Funds and their respective portions of the Extended Fund.

**** The Net Yield differs from the monthly average yield as it includes the Treasury administration fees.

ORANGE COUNTY INVESTMENT POOL
FUND COMPOSITION
AS OF APRIL 30, 2014

FUND CLASS		BALANCE
ENTERPRISE	$	642,459,545
SPECIAL REVENUE		1,222,788,124
AGENCY		1,043,093,471
GENERAL FUND		257,234,178
INTERNAL SERVICE FUNDS		155,705,519
INVESTMENT TRUST - OCTA		6,441,866
INVESTMENT TRUST - SCHOOL BONDS		195,279,964
INVESTMENT TRUST - SPECIAL DISTRICTS		11,288,884
INVESTMENT TRUST - SPECIAL ASSESSMENT		2,463,341
VOLUNTARY PARTICIPANTS		38,918,752
PRIVATE PURPOSE TRUST		46,986,121
COMPONENT UNIT (DP)-CFCOC		60,141,597
PENSION TRUST & EMPLOYEE BENEFITS		18,728,715
CAPITAL PROJECTS		11,390,076
DEBT SERVICE		33,705,225
PERMANENT FUND		324,415
TOTAL	**$**	**3,746,949,793**

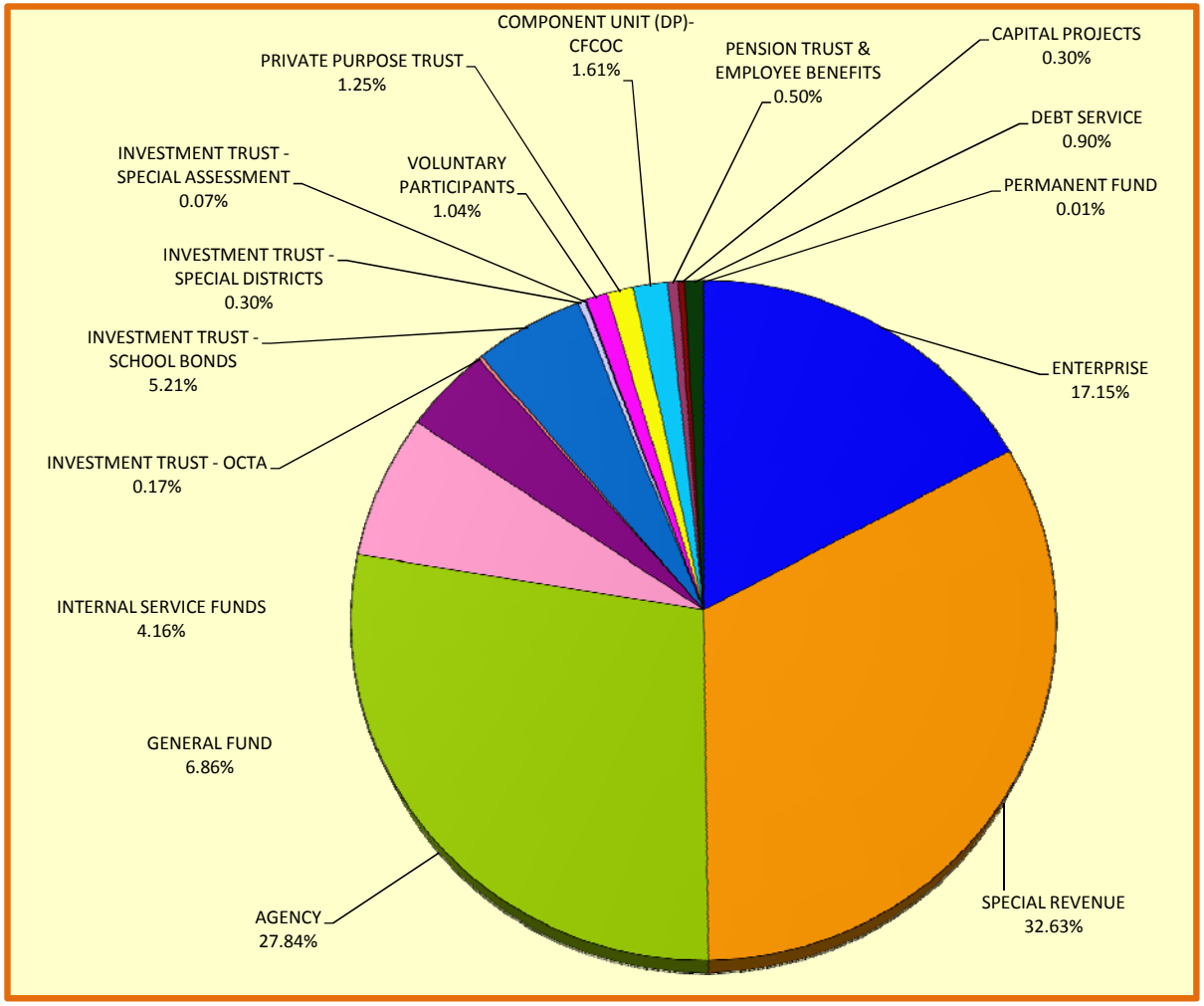

ORANGE COUNTY INVESTMENT POOL
FUND COMPOSITION
AS OF APRIL 30

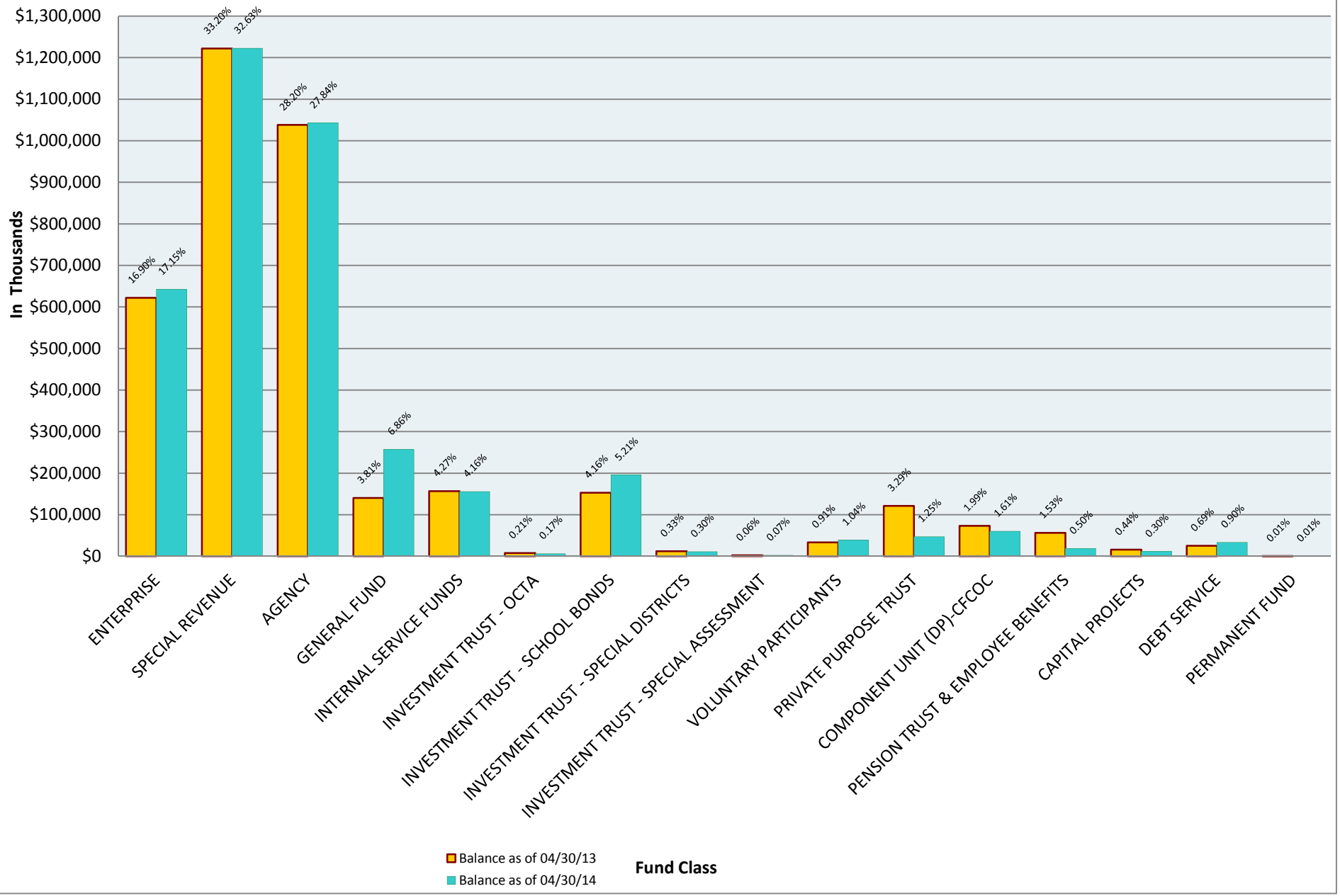

ORANGE COUNTY INVESTMENT POOL
TOP TEN POOL PARTICIPANTS
AS OF APRIL 30, 2014

FUND #	FUND NAME		BALANCE
664	EDUCATIONAL REVENUE AUGMENTATION	$	295,093,504
100	COUNTY GENERAL		253,400,470
400	OC FLOOD		212,400,621
13Y	MENTAL HEATH SERVICES ACT		200,794,365
404	OC FLOOD - CAPITAL		182,196,040
299	OC WASTE & RECYCLING ENTERPRISE		148,086,387
279	OCWR LANDFILL POST-CLOSE MAINT		140,049,343
673	SECURED UNAPP TAX		94,161,374
280	JOHN WAYNE AIRPORT OPERATING		80,288,720
275	OCWR ENVIRONMENTAL RESERVE		69,696,386
	TOTAL		**$ 1,676,167,210**

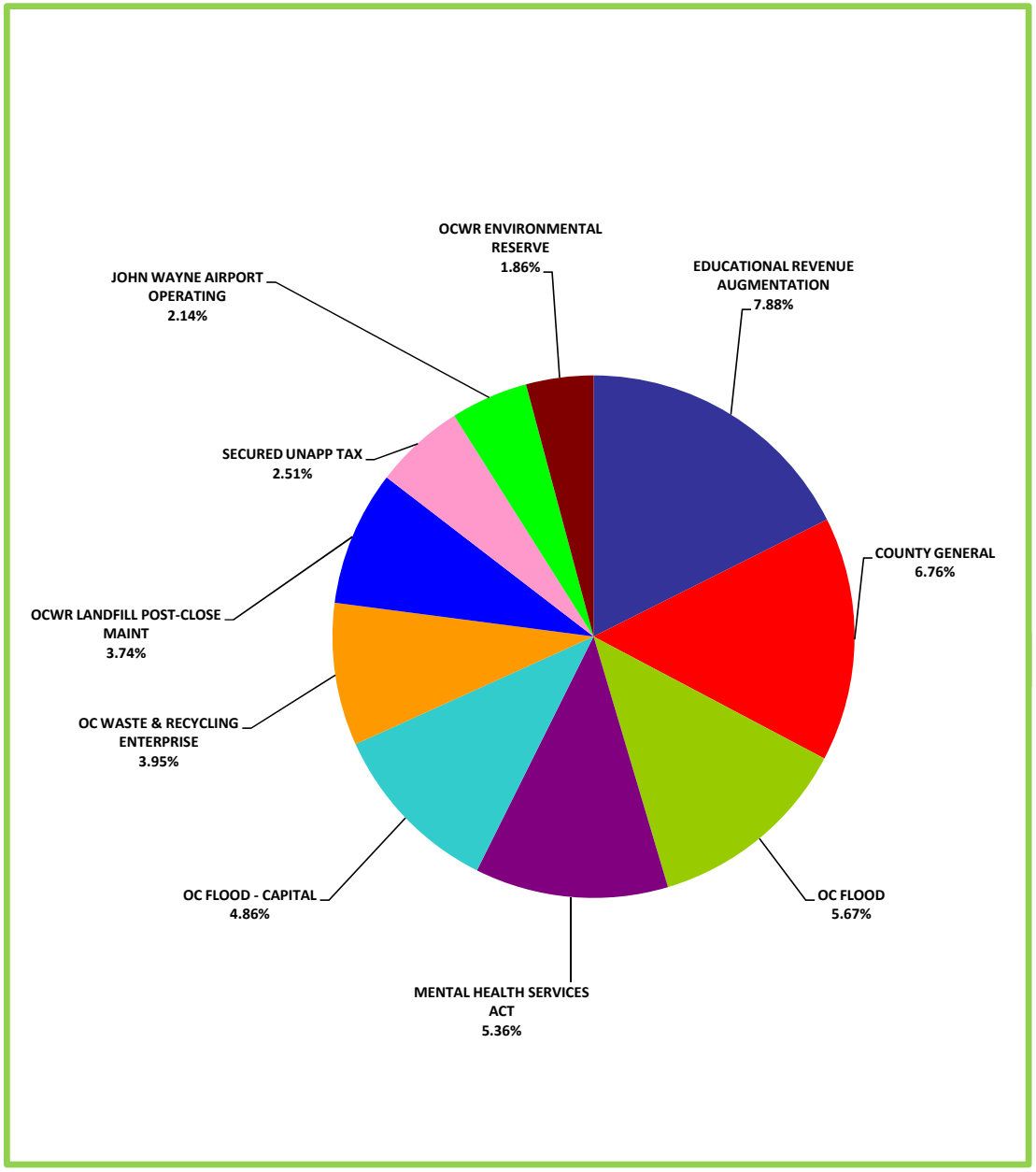

ORANGE COUNTY EDUCATIONAL INVESTMENT POOL
TOP TEN POOL PARTICIPANTS
AS OF APRIL 30, 2014

DISTRICT #	SCHOOL DISTRICT	BALANCE
72	Garden Grove USD	$ 636,284,711
96	South Orange County CCD	277,892,147
90	Coast CCD	232,500,582
84	Santa Ana USD	220,360,176
75	Irvine USD	192,965,458
87	Tustin USD	191,275,078
78	Newport Mesa USD	183,960,507
94	County School Services	180,627,473
80	Orange USD	178,016,068
88	North Orange County CCD	174,144,716
	TOTAL	**$ 2,468,026,916**

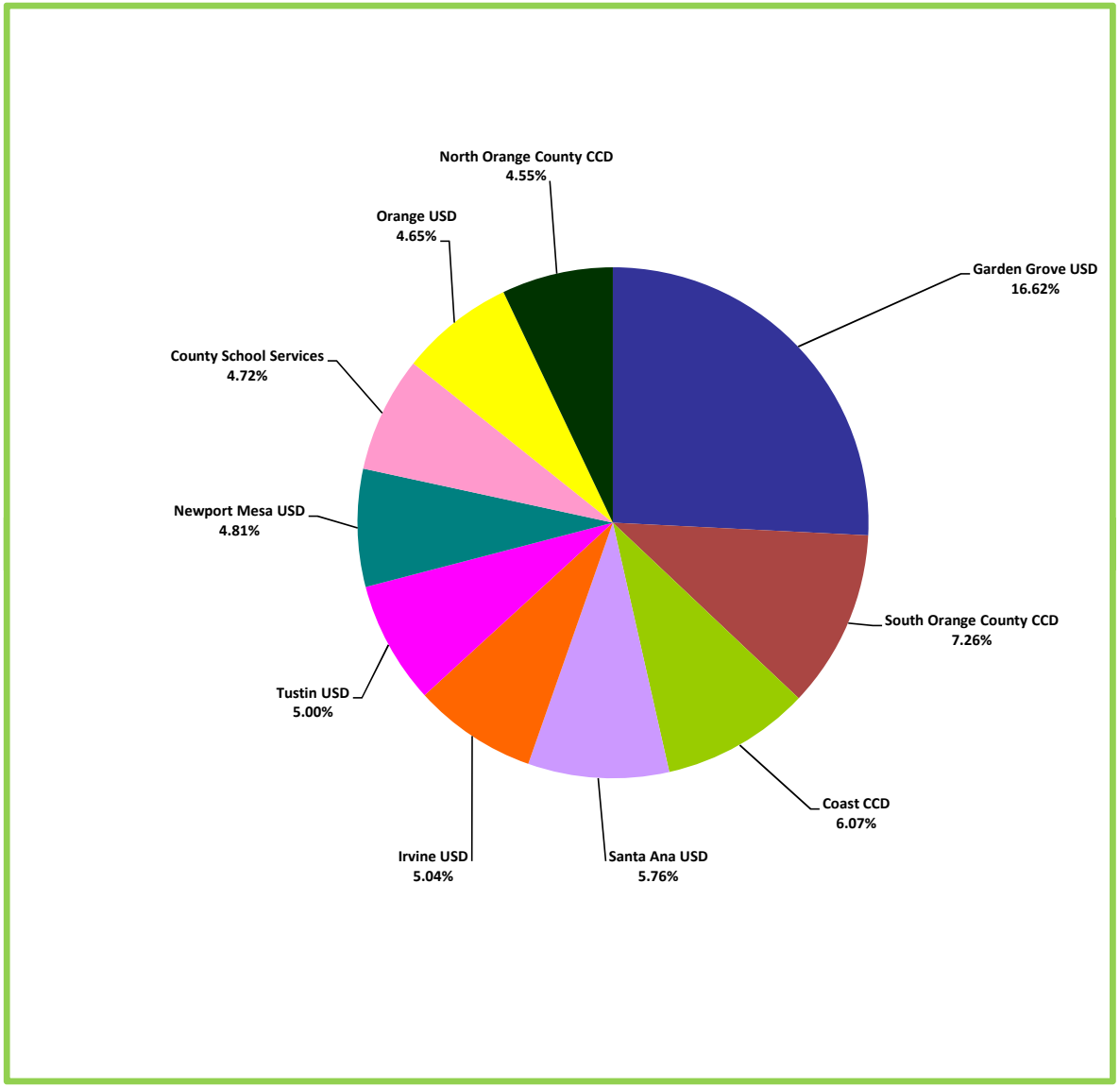

ORANGE COUNTY TREASURER - TAX COLLECTOR

BY INVESTMENT TYPE - By Percentage Holdings

April 30, 2014

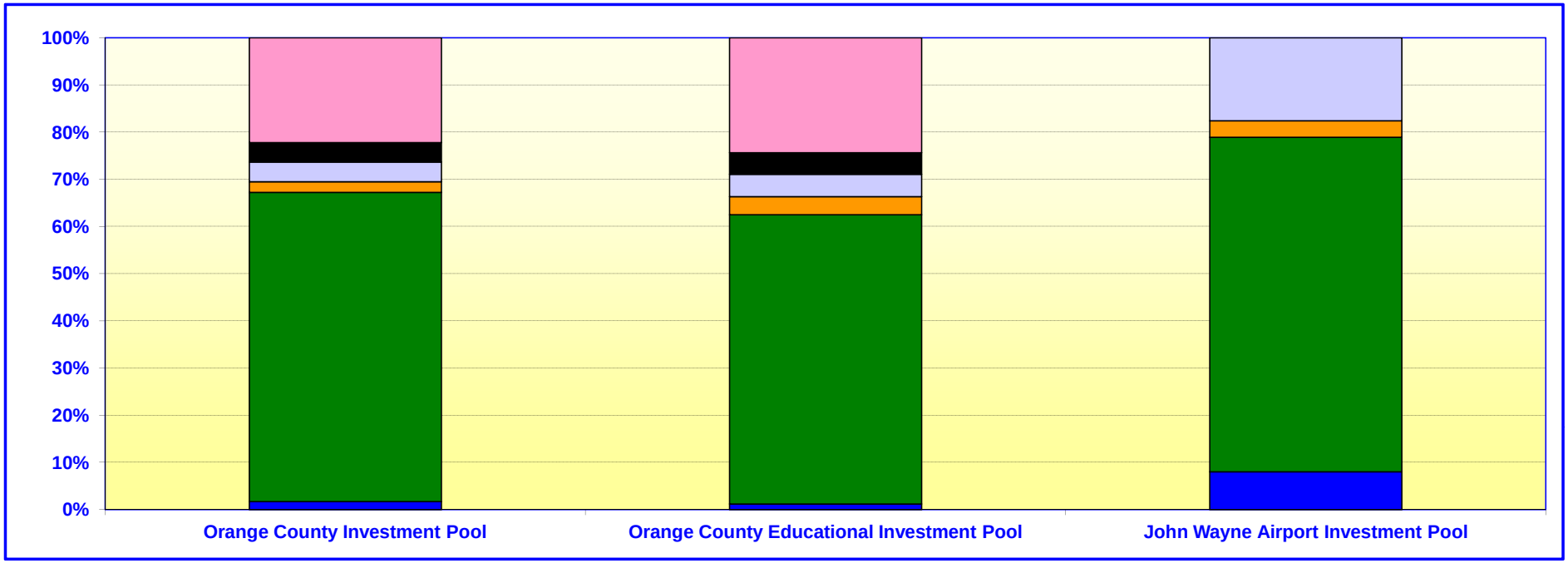

Orange County Investment Pool

	In Thousands	%
CERTIFICATES OF DEPOSIT	$ 64,007	1.71%
U.S. GOVERNMENT AGENCIES	2,448,475	65.51%
MONEY MARKET FUNDS	86,280	2.31%
MEDIUM - TERM NOTES	155,699	4.17%
MUNICIPAL DEBT	152,412	4.08%
U.S. TREASURIES	830,402	22.22%
	$ 3,737,275	100.00%

Orange County Educational Investment Pool

	In Thousands	%
CERTIFICATES OF DEPOSIT	$ 45,005	1.18%
U.S. GOVERNMENT AGENCIES	2,339,672	61.33%
MONEY MARKET FUNDS	146,640	3.84%
MEDIUM - TERM NOTES	180,674	4.74%
MUNICIPAL DEBT	173,710	4.55%
U.S. TREASURIES	929,347	24.36%
	$ 3,815,048	100.00%

John Wayne Airport Investment Pool

	In Thousands	%
CERTIFICATES OF DEPOSIT	$ 4,000	8.02%
U.S. GOVERNMENT AGENCIES	35,369	70.91%
MONEY MARKET FUNDS	1,733	3.48%
MEDIUM - TERM NOTES	8,774	17.59%
U.S. TREASURIES	-	0.00%
	$ 49,876	100.00%

Calculated Using Market Value at 4/30/2014

ORANGE COUNTY TREASURER - TAX COLLECTOR

CREDIT QUALITY BY MARKET VALUE

April 30, 2014

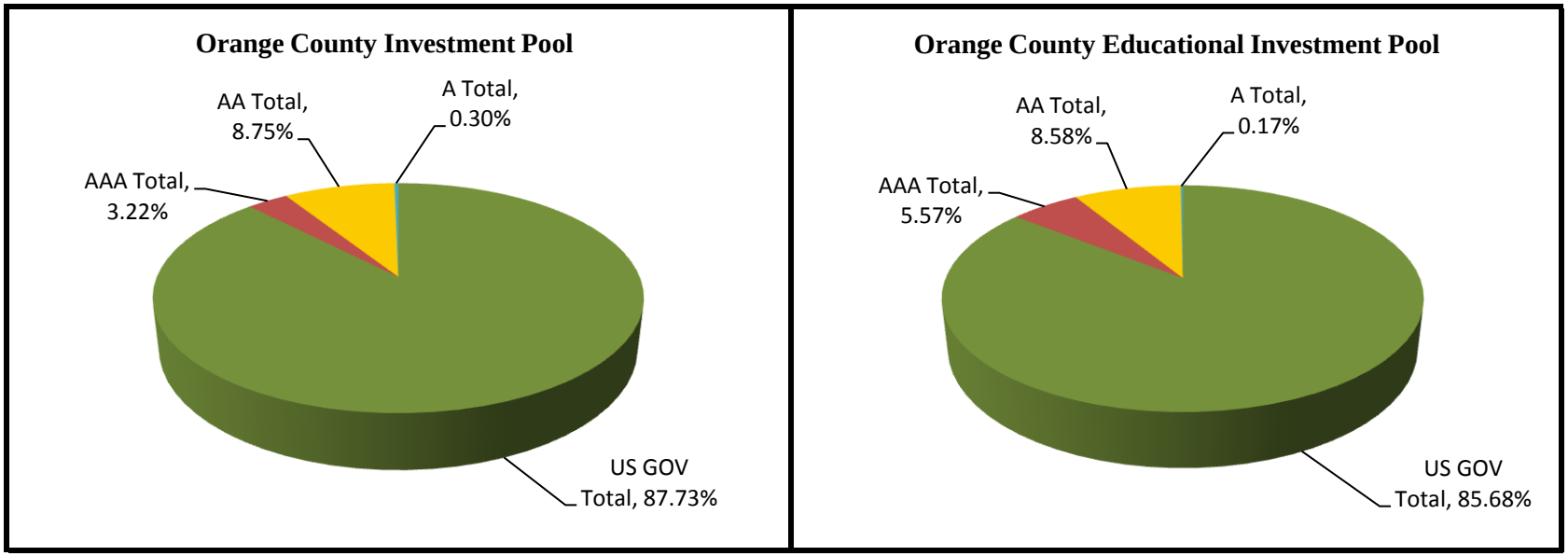

US GOV Includes Agency & Treasury Debt

AA Includes AA+, AA- & AA

A Includes A+,A- & A

A-1 Includes A-1+, F-1+, P-1, A-1 & F-1

ORANGE COUNTY TREASURER - TAX COLLECTOR

CREDIT QUALITY BY MARKET VALUE

April 30, 2014

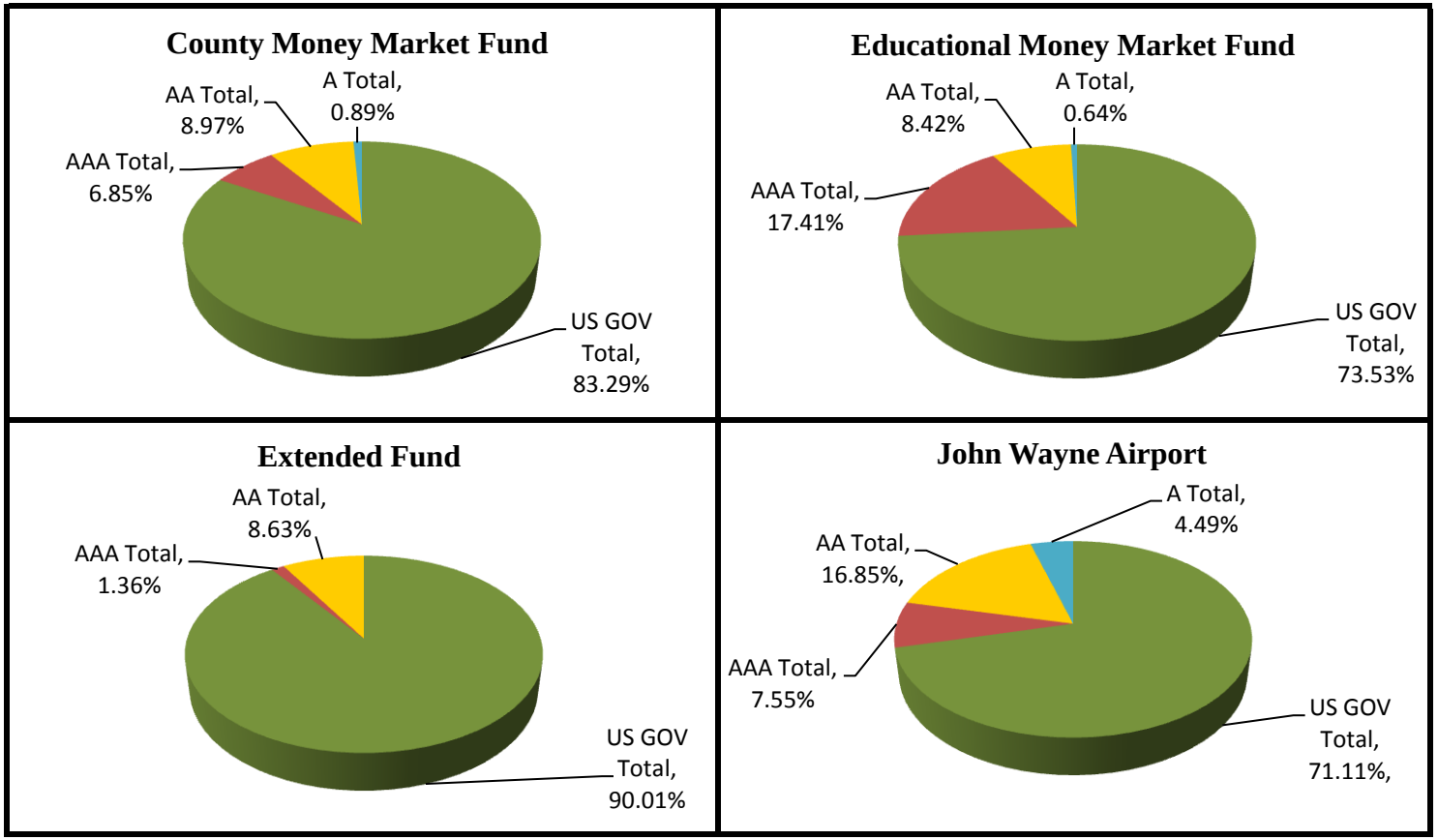

US GOV Includes Agency & Treasury Debt

AA Includes AA+, AA- & AA

A Includes A+,A- & A

A-1 Includes A-1+, F-1+, P-1, A-1 & F-1

ORANGE COUNTY TREASURER - TAX COLLECTOR

ISSUER CONCENTRATION-By Investment Pool

April 30, 2014

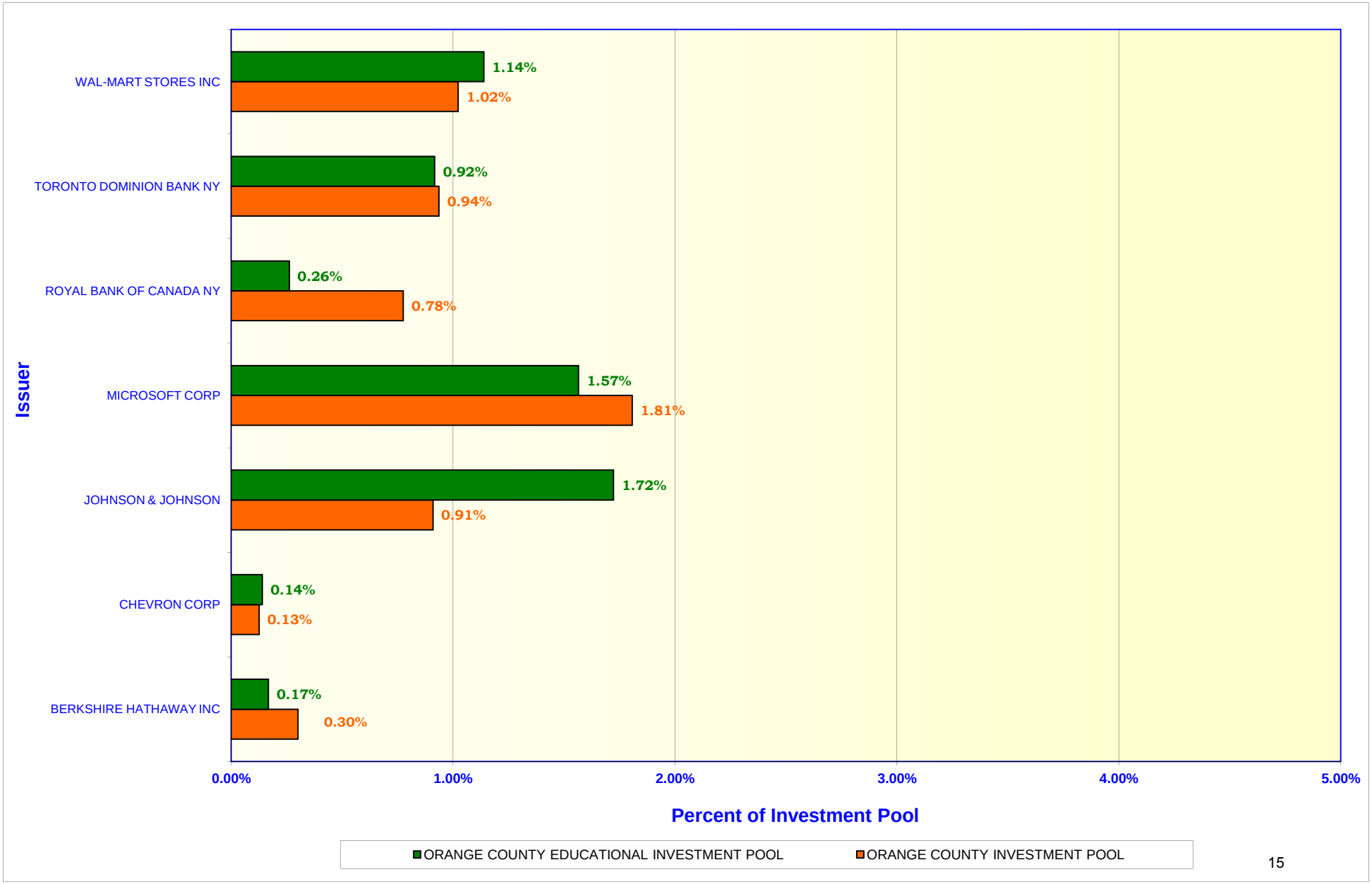

ORANGE COUNTY TREASURER - TAX COLLECTOR

ISSUER CONCENTRATION - JOHN WAYNE AIRPORT INVESTMENT POOL

April 30, 2014

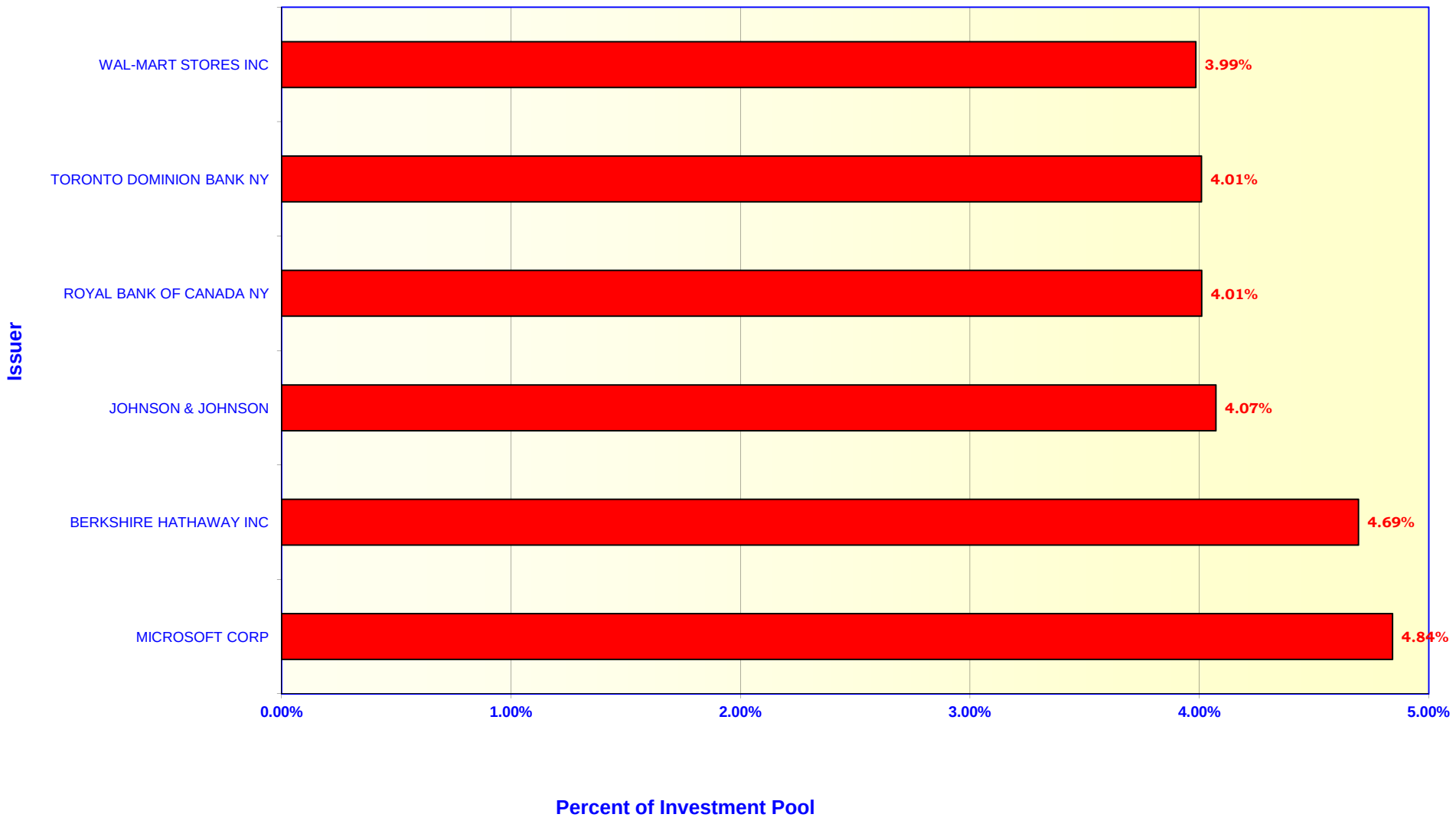

ORANGE COUNTY TREASURER-TAX COLLECTOR

APPROVED ISSUER LIST

April 30, 2014

ISSUER (Shared Structure)	S/T RATINGS			L/T RATINGS		
	S&P	MDY	FI	S&P	MDY	FI
U.S. TREASURY SECURITIES						
US. GOVERNMENT	A-1+	P-1	F1+	AA+	Aaa	AAA
U.S. GOVERNMENT AGENCY SECURITIES						
FEDERAL NATIONAL MORTGAGE ASSOCIATION	A-1+	P-1	F1+	AA+	Aaa	AAA
FEDERAL HOME LOAN MORTGAGE CORPORATION	A-1+	P-1	F1+	AA+	Aaa	AAA
FEDERAL HOME LOAN BANKS	A-1+	P-1	F1+	AA+	Aaa	AAA
FEDERAL FARM CREDIT BANKS	A-1+	P-1	F1+	AA+	Aaa	AAA
COMMERCIAL PAPER / MEDIUM TERM NOTES						
APPLE INC	NR	P-1	NR	AA+	Aa1	NR
BERKSHIRE HATHAWAY INC	A-1+	P-1	NR	AA	Aa2	AA-
BERKSHIRE HATHAWAY FINANCE	A-1+	P-1	NR	AA	Aa2	AA-
CHEVRON CORPORATION	A-1+	P-1	NR	AA	Aa1	NR
JOHNSON & JOHNSON	A-1+	P-1	F1+	AAA	Aaa	AAA
MICROSOFT CORP	A-1+	P-1	F1+	AAA	Aaa	AA+
WAL-MART STORES INC	A-1+	P-1	F1+	AA	Aa2	AA
STATE OR NATIONALLY CHARTERED BANKS						
ROYAL BANK OF CANADA NY	A-1+	P-1	F1+	AA-	Aa3	AA
TORONTO DOMINION BANK NY	A-1+	P-1	F1+	AA-	Aa1	AA-
MUNICIPAL BONDS						
ORANGE CNTY CA PENSION OBLG 2014 A *	NR	NR	NR	AA-	NR	NR
MONEY MARKET MUTUAL FUNDS						
INVESCO GOVERNMENT & AGENCY SHORT-TERM INVESTMENTS TRUST (AIM)	AAAm		Aaa-MF		AAAmmf	
GOLDMAN SACHS FINANCIAL SQUARE GOVT FUND	AAAm		Aaa-MF		NR	
MORGAN STANLEY INSTITUTIONAL LIQUIDITY FUNDS - GOVT	AAAm		Aaa-MF		NR	
NORTHERN INSTITUTIONAL TREASURY PORTFOLIO	AAAm		NR		NR	

* Further purchase restrictions apply due to additional trading limits.

Orange County Treasurer-Tax Collector
Changes in Approved Issuer's List
For the Month Ended April 30, 2014

During April, there were no changes to the Treasurer's Approved Issuer List.

STANDARD & POOR'S
RATINGS SERVICES
McGRAW HILL FINANCIAL

55 Water Street
New York, NY 10041
212 438 2000 Tel
212 438 5075 Fax

April 15, 2014

Ms. Shari L. Freidenrich
Treasurer
Orange County Treasurer's Office
P.O. Box 4515
Santa, Ana 92702

Re: Rating Verification

Dear Ms. Freidenrich:

This letter is to confirm that Standard & Poor's has current ratings on the following fund:

Orange County Money Market Fund "AAAm"

As with all rated money funds, Standard & Poor's monitors these fund on a weekly basis. In addition, comprehensive management reviews are conducted annually.

Yours truly,

Standard & Poor's Ratings Services,
a Standard & Poor's Financial Services LLC Business

STANDARD & POOR'S
RATINGS SERVICES
McGRAW HILL FINANCIAL

55 Water Street
New York, NY 10041
212 438 2000 Tel
212 438 5075 Fax

April 15, 2014

Ms. Shari L. Freidenrich
Treasurer
Orange County Treasurer's Office
P.O. Box 4515
Santa, Ana 92702

Re: Rating Verification

Dear Ms. Freidenrich:

This letter is to confirm that Standard & Poor's has current ratings on the following fund:

Orange County Educational Money Market Fund "AAAm"

As with all rated money funds, Standard & Poor's monitors these fund on a weekly basis. In addition, comprehensive management reviews are conducted annually.

Yours truly,

Standard & Poor's Ratings Services,
a Standard & Poor's Financial Services LLC Business

ORANGE COUNTY TREASURER - TAX COLLECTOR

MATURITIES DISTRIBUTION

April 30, 2014

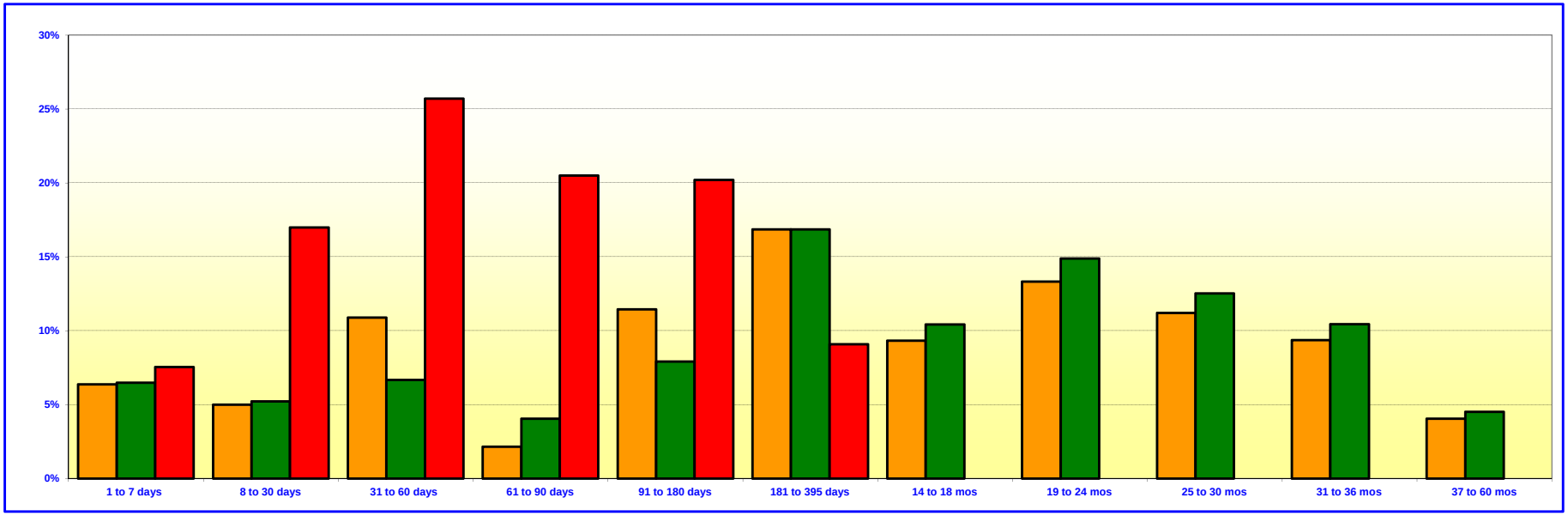

ORANGE COUNTY INVESTMENT POOL

	In Thousands	%
1 TO 7 DAYS	$ 237,896	6.38%
8 TO 30 DAYS	186,021	4.99%
31 TO 60 DAYS	406,276	10.90%
61 TO 90 DAYS	80,473	2.16%
91 TO 180 DAYS	426,736	11.44%
181 TO 395 DAYS	628,941	16.86%
14 TO 18 MONTHS	347,960	9.33%
19 TO 24 MONTHS	497,138	13.33%
25 TO 30 MONTHS	417,928	11.21%
31 TO 36 MONTHS	348,872	9.36%
37 TO 60 MONTHS	150,741	4.04%
TOTAL	$ 3,728,982	100.00%

ORANGE COUNTY EDUCATIONAL INVESTMENT POOL

	In Thousands	%
1 TO 7 DAYS	$ 246,975	6.49%
8 TO 30 DAYS	198,702	5.22%
31 TO 60 DAYS	253,464	6.66%
61 TO 90 DAYS	154,378	4.06%
91 TO 180 DAYS	301,264	7.92%
181 TO 395 DAYS	642,165	16.86%
14 TO 18 MONTHS	396,583	10.42%
19 TO 24 MONTHS	566,606	14.89%
25 TO 30 MONTHS	476,329	12.52%
31 TO 36 MONTHS	397,623	10.45%
37 TO 60 MONTHS	171,806	4.51%
TOTAL	$ 3,805,895	100.00%

JOHN WAYNE AIRPORT INVESTMENT POOL

	In Thousands	%
1 TO 7 DAYS	$ 3,748	7.54%
8 TO 30 DAYS	8,451	16.98%
31 TO 60 DAYS	12,789	25.70%
61 TO 90 DAYS	10,201	20.50%
91 TO 180 DAYS	10,048	20.19%
181 TO 395 DAYS	4,524	9.09%
TOTAL	$ 49,761	100.00%

Maturity Limits Are In Compliance With The Orange County Treasurer's Investment Policy Statement

Floating Rate Notes are deemed to have a maturity date equal to their next interest reset date.

At 4/30/2014, Floating Rate Notes comprise 4.54%, 4.83%, and 29.64% of the Orange County Investment Pool, Orange County Educational Investment Pool, and JWA Investment Pool respectively.

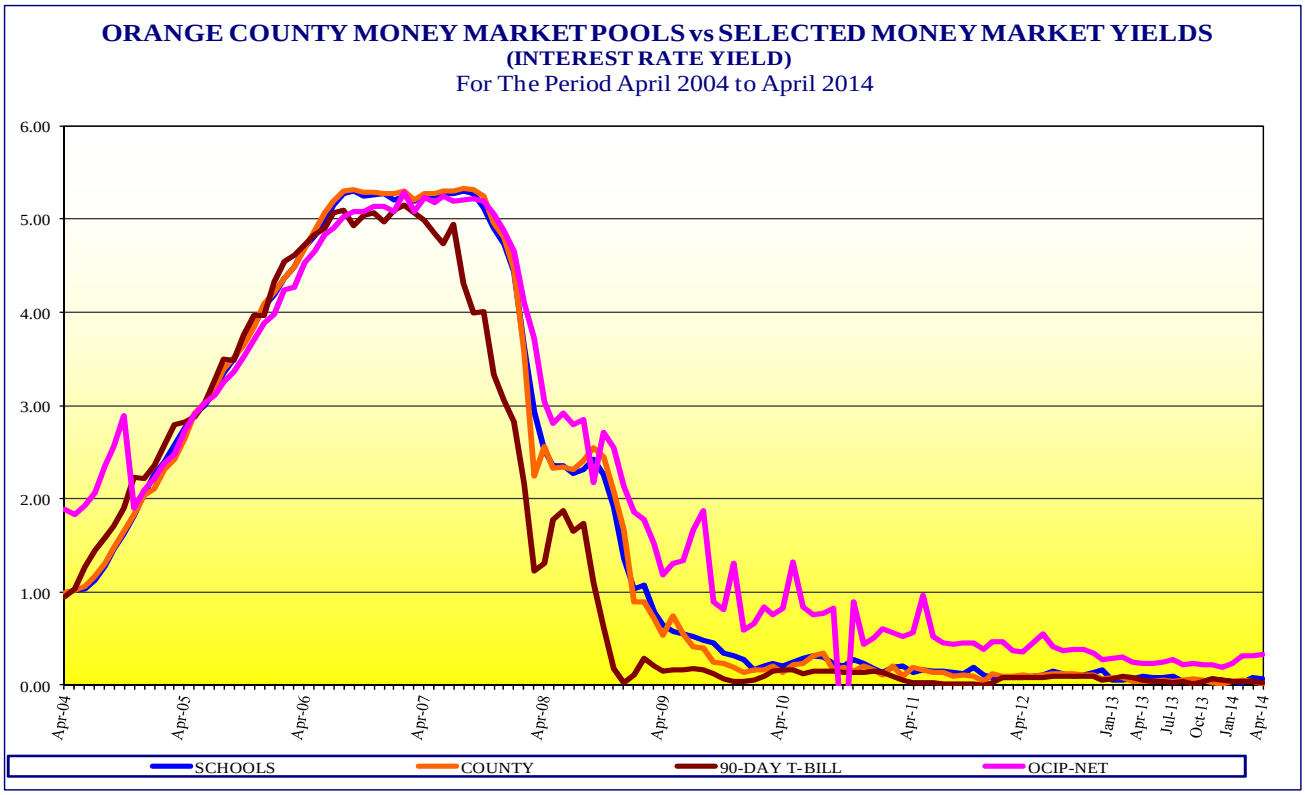

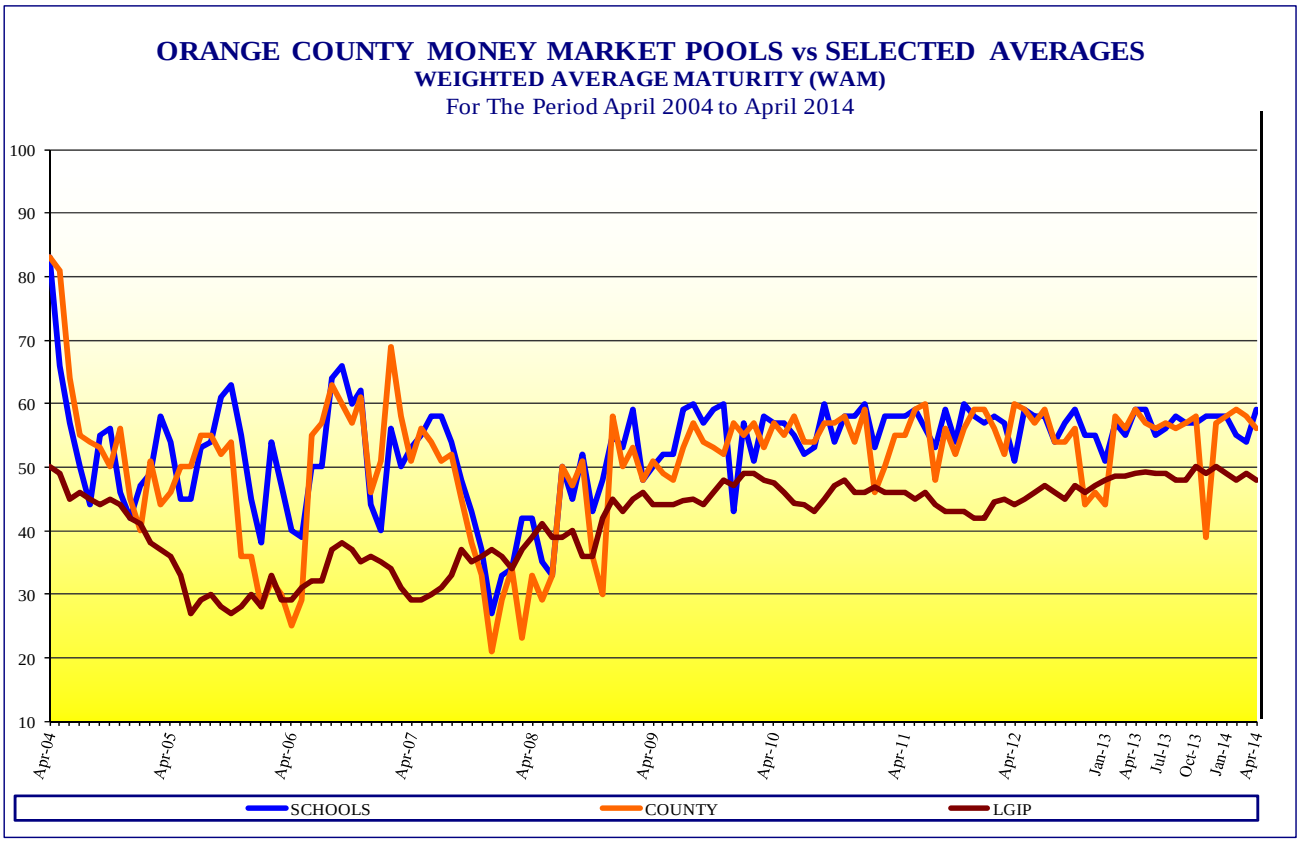

•Prime MMF: Rated Money Fund Report Average-Prime Institutional from I-Money Net

•As of April 30, 2014, LGIP – 0.05; LGIP WAM -48; 90-Day T-Bill – 0.03; OCIP – Net – 0.34

ORANGE COUNTY TREASURER-TAX COLLECTOR

INVESTMENT POOL YIELDS

May 1, 2013 - April 30, 2014

PERIOD ENDING - MONTH / YEAR	MONTH END MARKET VALUE	EARNINGS FOR MONTH	GROSS AVERAGE YIELD FOR MONTH	MONTH END WAM
Current Month - April 2014				
County Pool - Money Market Fund	$ 1,267,656,725	$ 132,791	0.08%	56
Educational Pool - Money Market Fund	$ 1,000,325,961	$ 103,374	0.14%	59
Extended Fund	$ 5,284,339,856	$ 2,162,548	0.53%	615
March 2014				
County Pool - Money Market Fund	$ 1,504,893,583	$ 124,598	0.11%	58
Educational Pool - Money Market Fund	$ 862,975,773	$ 127,998	0.15%	54
Extended Fund	$ 4,523,381,423	$ 1,964,144	0.52%	640
February 2014				
County Pool - Money Market Fund	$ 1,234,361,723	$ 112,104	0.12%	59
Educational Pool - Money Market Fund	$ 1,116,059,047	$ 124,738	0.10%	55
Extended Fund	$ 4,386,466,666	$ 1,617,800	0.52%	605
January 2014				
County Pool - Money Market Fund	$ 1,163,918,642	$ 161,333	0.13%	58
Educational Pool - Money Market Fund	$ 1,731,030,127	$ 190,322	0.12%	58
Extended Fund	$ 4,026,199,146	$ 1,518,018	0.46%	577
December 2013				
County Pool - Money Market Fund	$ 2,072,049,497	$ 184,296	0.09%	57
Educational Pool - Money Market Fund	$ 1,978,638,884	$ 219,931	0.14%	58
Extended Fund	$ 3,696,727,752	$ 1,293,803	0.45%	621
November 2013				
County Pool - Money Market Fund	$ 1,819,042,131	$ 153,214	0.12%	39
Educational Pool - Money Market Fund	$ 1,638,204,004	$ 213,523	0.15%	58
Extended Fund	$ 3,026,493,454	$ 1,213,102	0.49%	624
October 2013				
County Pool - Money Market Fund	$ 1,486,030,115	$ 139,691	0.13%	58
Educational Pool - Money Market Fund	$ 1,702,755,698	$ 186,370	0.12%	57
Extended Fund	$ 3,026,539,250	$ 1,242,521	0.48%	633
September 2013				
County Pool - Money Market Fund	$ 1,198,565,150	$ 153,257	0.15%	57
Educational Pool - Money Market Fund	$ 1,834,425,928	$ 187,335	0.12%	57
Extended Fund	$ 3,024,399,465	$ 1,233,682	0.49%	645
August 2013				
County Pool - Money Market Fund	$ 1,221,480,067	$ 134,037	0.13%	56
Educational Pool - Money Market Fund	$ 1,837,942,532	$ 253,357	0.16%	58
Extended Fund	$ 3,017,453,110	$ 1,266,459	0.49%	643
July 2013				
County Pool - Money Market Fund	$ 1,257,658,076	$ 140,811	0.12%	57
Educational Pool - Money Market Fund	$ 1,949,109,733	$ 245,925	0.15%	56
Extended Fund	$ 2,995,745,835	$ 1,479,702	0.58%	642
June 2013				
County Pool - Money Market Fund	$ 1,422,436,315	$ 162,341	0.13%	56
Educational Pool - Money Market Fund	$ 1,965,410,761	$ 232,017	0.16%	55
Extended Fund	$ 3,018,335,297	$ 1,343,357	0.54%	655
May 2013				
County Pool - Money Market Fund	$ 1,751,637,453	$ 193,558	0.12%	57
Educational Pool - Money Market Fund	$ 1,765,877,752	$ 249,444	0.17%	59
Extended Fund	$ 3,021,491,404	$ 1,287,435	0.50%	618
Fiscal Year July 1, 2013 - June 30, 2014	**Average Month End Market Value Balance**	**YTD Interest Income**	**YTD Gross Yield**	**YTD Average**
Orange County Investment Pool	$ 3,277,650,964	$ 9,094,895	0.33%	378
Orange County Educational Investment Pool	$ 3,410,835,971	$ 9,185,891	0.32%	360

ORANGE COUNTY TREASURER-TAX COLLECTOR
CASH AVAILABILITY PROJECTION
FOR THE SIX MONTHS ENDING OCTOBER 31, 2014

Government Code Section 53646 (b) (3), effective on January 1, 1996, requires the Treasurer-Tax Collector to include a statement in the investment report, denoting the ability of the Orange County Investment Pool (OCIP) and the Orange County Educational Investment Pool (OCEIP) to meet their expenditure requirements for the next six months.

The OCIP and OCEIP consist of funds in the treasury deposited by various entities required to do so by statute, as well as those entities voluntarily depositing monies in accordance with Government Code Section 53684.

The Treasurer-Tax Collector is required to disburse monies placed in the treasury as directed by the Auditor-Controller and the Department of Education, except for the making of legal investments, to the extent funds are transferred to one or more clearing funds in accordance with Government Code Section 29808.

The Treasurer-Tax Collector, in her projection of cash availability to disburse funds as directed by the Auditor-Controller and the Department of Education, is relying exclusively on historical activity involving deposits and disbursements and future cash flow projections. No representation is made as to an individual depositor's ability to meet their anticipated expenditures with anticipated revenues.

The Cash Availability Projection for the six months ending October 31, 2014, indicates the ability of the pools to meet projected cash flow requirements. However, there will usually be differences between projected and actual results because events and circumstances frequently do not occur as expected and those differences may be material.

ORANGE COUNTY INVESTMENT POOL

Month	Investment Maturities	Projected Deposits	Projected Disbursements	Cumulative Available Cash
April 2014 - Ending Cash				$ 5,328,879
May	$ 467,914,264	$ 418,324,710	$ 693,196,047	198,371,805
June	452,618,763	291,179,465	550,609,823	391,560,210
July	136,192,055	334,152,789	532,056,310	329,848,744
August	192,839,167	378,161,176	436,016,775	464,832,311
September	283,918,313	341,850,830	369,898,920	720,702,535
October	78,189,728	696,449,593	395,912,160	1,099,429,696

ORANGE COUNTY EDUCATIONAL INVESTMENT POOL

Month	Investment Maturities	Projected Deposits	Projected Disbursements	Cumulative Available Cash
April 2014 - Ending Cash				$ 8,708,084
May	$ 419,152,037	$ 193,004,257	$ 561,042,698	59,821,680
June	211,429,239	350,798,697	545,247,613	76,802,002
July	149,222,363	561,871,741	412,257,477	375,638,629
August	44,845,778	187,318,899	338,312,387	269,490,919
September	63,517,295	447,058,247	465,220,584	314,845,876
October	47,910,493	274,176,959	532,344,331	104,588,998

ORANGE COUNTY TREASURER-TAX COLLECTOR

STATEMENT OF ACCOUNTABILITY

FOR THE MONTH ENDED: April 30, 2014

Treasurer's Accountability at the Beginning of the Month		**$7,020,345,555**	
Cash Receipts:			
County	**$1,812,006,131**		
Schools	**969,739,843**		
Total Cash Receipts		**2,781,745,974**	
Cash Disbursements:			
County	**1,626,648,447**		
Schools	**528,476,269**		
Total Cash Disbursements		**2,155,124,716**	
Net Change in Book Value of Pooled Assets		**626,621,258**	
Net Increase in Specific Investments		**12,045**	
Treasurer's Accountability at the End of the Month			**$7,646,978,858**

Assets in the Treasury at the end of the period:

O.C. Investment Pool	**$3,741,491,575**
O.C. Educational Investment Pool	**3,819,403,833**
Non Pooled Investments - John Wayne Airport	**50,014,882**
Non Pooled Investments - Other	**22,031,604**
Cash in banks - County	**5,294,207**
Cash in banks - School	**8,708,084**
Cash in vault	**34,673**
	$7,646,978,858

ORANGE COUNTY TREASURER-TAX COLLECTOR
INVESTMENT POLICY (IPS) COMPLIANCE SUMMARY
April 30, 2014

Investment Policy (IPS) Guidelines		County Money Market Fund		Extended Fund		Educational Money Market Fund		John Wayne Airport Investment Pool	
Diversification Limit	Investment Type	Market Value of Investments (1)	Percent of Portfolio	Market Value of Investments (1)	Percent of Portfolio	Market Value of Investments (1)	Percent of Portfolio	Market Value of Investments (1)	Percent of Portfolio
100%	U.S. Treasuries	$ 14,999,958	1.18%	$ 1,744,749,310	33.02%	$ -	0.00%	$ -	0.00%
30%	Negotiable Certificates of Deposit	64,006,482	5.05%	-	0.00%	45,005,107	4.50%	3,999,941	8.02%
40%	Commercial Paper	-	0.00%	-	0.00%	-	0.00%	-	0.00%
100%	U.S. Government Agencies	1,040,967,740	82.12%	3,011,698,449	56.99%	735,479,993	73.52%	35,369,047	70.91%
20%	Money Market Funds	86,280,155	6.81%	-	0.00%	146,640,430	14.66%	1,732,684	3.48%
30%	Medium-Term Notes	61,402,390	4.84%	201,770,259	3.82%	73,200,430	7.32%	8,774,328	17.59%
30%	Municipal Debt	-	0.00%	326,121,838	6.17%	-	0.00%	-	0.00%
100%	Repurchase Agreement	-	0.00%	-	0.00%	-	0.00%	-	0.00%
		$ 1,267,656,725	100.00%	$ 5,284,339,856	100.00%	$ 1,000,325,960	100.00%	$ 49,876,000	100.00%

Investment Policy Guidelines	Compliance Category (Yes/No)	County Money Market Fund	Extended Fund	Educational Money Market Fund	John Wayne Airport Investment Pool
	Percentage Limits				
5%	Issuer Limit	*Yes*	*Yes*	*Yes*	*Yes*
10%	Money Market Mutual Fund Issuer	*Yes*	*N/A*	*Yes*	*Yes*
30%	Government Agencies Issuer	*Yes*	*Yes*	*Yes*	*Yes*
See Above	Diversification Limit	*Yes*	*Yes*	*Yes*	*Yes*
	Maturity/Duration Limits				
60 Days	Weighted Average Maturity	*Yes/56.2*	*N/A*	*Yes/58.8*	*Yes/56.6*
>Merrill 1-3 Year Index+25% (2.40)	Duration	*N/A*	*Yes/1.67*	*N/A*	*N/A*
13 Months/397 days	Final Maturity - Money Market Fund	*Yes/337*	*N/A*	*Yes/365*	*Yes/302*
5 Years/1826 days	Final Maturity - Extended Fund	*N/A*	*Yes/1483*	*N/A*	*N/A*
	Quality Limits				
A-1/≥ A	MMF Short Term/Long Term	*Yes*	*N/A*	*Yes*	*Yes*
≥ A-1/P-1/F2	Short Term Debt/No Split Ratings	*Yes*	*N/A*	*Yes*	*Yes*
A-1/≥ AA (2)	Extended Fund Short Term/Long Term	*N/A*	*Yes*	*N/A*	*N/A*
Approved Issuer List	Authorized Issuer	*Yes*	*Yes*	*Yes*	*Yes*
Broker/Dealer List	Authorized Financial Dealer/Institution	*Yes*	*Yes*	*Yes*	*Yes*
0.995 - 1.005	Net Asset Value - Money Market Fund	*Yes/1.0000*	*N/A*	*Yes/1.0001*	*Yes/1.0003*

(1) All investments are marked to market in compliance with the narrow valuation range prescribed by the IPS and market values are provided by Bloomberg Professional Services and Northern Tru
(2) Excludes US Government Debt per IPS policy approved by the Board of Supervisors on February 4, 2014
NA Not applicable

Note: Compliance exceptions, if any, are noted by red shading for the specific IPS guideline and investment pool.

ORANGE COUNTY TREASURER-TAX COLLECTOR
INVESTMENT POLICY (IPS) AND TREASURY OVERSIGHT COMMITTEE (TOC) COMPLIANCE SUMMARY
April 30, 2014

COMPLIANCE CATEGORY	PERFORMED BY	REGULATORY/POLICY GUIDELINES	CURRENT STATUS
Annual Compliance Audit	IA	Performance Evaluation-Cal Govt. Code 27134	Calendar Year 2013 in process.
Quarterly Schedule of Assets Review	AC	Performance Evaluation-Cal Govt. Code 26920(a)	Quarterly review of Schedule of Assets as of 9/30/13 is completed. Quarters ended 12/31/13 and 3/31/14 are in process.
Annual Schedule of Assets Audit	AC	Performance Evaluation-Cal Govt. Code 26920(b)	Annual audit of Schedule of Assets as of June 30, 2013 completed.
Treasury Administrative Fee	TTC	Compensation Agreement-Cal Govt. Code 27013	Review of FY 12/13 fees in process.
Annual Broker/Dealer Review	TTC	Authorized Financial Dealers and Qualified Institutions	Calendar Year 2013 in process.
Annual Broker/Dealer IPS Certification	TTC	Authorized Financial Dealers and Qualified Institutions	All 2013 IPS certifications received. 2014 IPS certifications in process.
IPS Compliance Deficiencies	TTC	Investment/Diversification/Maturity Restrictions	FY 12/13 identified zero compliance incidents. FY 13/14 identified one compliance incident as of April 30, 2014.
TOC Bylaw Changes	BOS	TOC Review and BOS Annual Approval	October 30, 2013 changes approved by BOS on December 17, 2013.
Annual IPS Approval	BOS	TOC Review and BOS Annual Approval	October 30, 2013 changes approved by BOS on February 4, 2014.
TOC Annual Report	BOS	TOC Bylaws Rule 30 - Oral and Written Report	TOC 2013 Annual Report presented to BOS on February 25, 2014
Broker/Financial Institution List	TTC	OC Gift Ban Ordinance and Form 700	TOC members were provided a list of active TTC Broker/Dealers and Financial Institutions at October 30, 2013 meeting.
Certificates of Compliance	TTC	TOC Bylaws Rule 34 - Annual	TOC members are in compliance for Calendar Year 2014.
Ethics Training	TTC	TOC Bylaws Rule 34 - Every Two Years	TOC members are in compliance for Calendar Year 2013.
Conflict of Interest Form 700	TTC	TOC Bylaws Rule 34 / IPS - Every Year	TOC members are in compliance for Calendar Year 2013.

LEGEND	
Auditor-Controller Internal Audit	AC
Board of Supervisors	BOS
Internal Audit Department	IA
Treasury Oversight Committee	TOC
Office of Treasurer-Tax Collector	TTC

Orange County Treasurer-Tax Collector
Noncompliance Detail
For the Month Ended April 30, 2014

During April, the Orange County Investment Pool (OCIP), the Orange County Educational Investment Pool (OCEIP), and the John Wayne Airport Investment Pool were all free of noncompliance incidents.

ORANGE COUNTY TREASURER-TAX COLLECTOR

Run Date: 01-May-2014 10:58 am
Print Date: 01-May-2014
As at date: 01-May-2014

Investment Inventory with Market Value by Entity & Instrument
Extended Fund, County and Educational Money Market Funds
As of 30-Apr-2014

User: uphan

Deal No.	Settle Date	Maturity Date	CUSIP	S&P	Moodys	Fitch	Face Value	Coupon	Purchase Yield	Capital	Capital Accrual	Interest Accrual	Book Value	Market Value *	Unrealized Gain/(Loss)
Issuer / Broker															
UNITED STATES DOLLAR															
County Money Mkt Fnd															
FUNDS															
GOLDMAN SACHS - COUNTY MMF															
		5/1/14		AAAm	AAA-mf		10,001.80		0.0100	10,001.80	0.00	0.00	10,001.80	10,001.80	0.00
INVESCO STIC GOVERNMENT & AGENCY															
		5/1/14		AAAm	AAA-mf	AAAmmf	24,426.77		0.0200	24,426.77	0.00	0.00	24,426.77	24,426.77	0.00
MORGAN STANLEY GOVT 8302-COUNTY MMF															
		5/1/14		AAAm	Aaa		86,245,726.01		0.0400	86,245,726.01	0.00	0.00	86,245,726.01	86,245,726.01	0.00
Subtotal for FUNDS:							**86,280,154.58**		**0.0400**	**86,280,154.58**	**0.00**	**0.00**	**86,280,154.58**	**86,280,154.58**	**0.00**
CERTIFICATES OF DEPOSIT															
YANKEE CD															
TORONTO DOMINION BANK NY / TDSI															
704651	3/4/14	5/16/14	89112TZ31	AA-	Aa1	AA-	10,000,000.00	0.1200	0.1200	10,000,000.00	0.00	1,933.33	10,000,000.00	10,000,222.00	222.00
TORONTO DOMINION BANK NY / TDSI															
671468	8/22/13	8/22/14	89112TGU2	AA-	Aa1	AA-	15,000,000.00	0.3000	0.3000	15,000,000.00	0.00	31,500.00	15,000,000.00	15,007,107.00	7,107.00
Subtotal for YANKEE CD:							**25,000,000.00**	**0.2280**	**0.2280**	**25,000,000.00**	**0.00**	**33,433.33**	**25,000,000.00**	**25,007,329.00**	**7,329.00**
YANKEE CD FLOATER															
TORONTO DOMINION BANK NY / TDSI															
660322	6/19/13	6/19/14	89112W6D4	AA-	Aa1	AA-	10,000,000.00	0.2062	0.2163	10,000,000.00	0.00	572.78	10,000,000.00	10,001,267.50	1,267.50
ROYAL BANK OF CANADA NY / RBC															
660956	6/24/13	6/24/14	78009NNK8	AA-	Aa3	F1+	9,000,000.00	0.2623	0.2655	9,000,000.00	0.00	459.03	9,000,000.00	8,999,737.20	(262.80)
ROYAL BANK OF CANADA NY / RBC															
707636	3/20/14	9/18/14	78009NQY5	A-1+	P-1	F1+	10,000,000.00	0.1520	0.1564	10,000,000.00	0.00	380.00	10,000,000.00	9,999,290.00	(710.00)
ROYAL BANK OF CANADA NY / RBC															
702987	2/24/14	11/24/14	78009NQR0	A-1+	P-1	F1+	10,000,000.00	0.2023	0.2055	10,000,000.00	0.00	393.36	10,000,000.00	9,998,858.70	(1,141.30)
Subtotal for YANKEE CD FLOATER:							**39,000,000.00**	**0.2042**	**0.2095**	**39,000,000.00**	**0.00**	**1,805.17**	**39,000,000.00**	**38,999,153.40**	**(846.60)**
Subtotal for CERTIFICATES OF DEPOSIT:							**64,000,000.00**	**0.2135**	**0.2168**	**64,000,000.00**	**0.00**	**35,238.50**	**64,000,000.00**	**64,006,482.40**	**6,482.40**
GOVERNMENT AGENCY															
DISCOUNT NOTES															
FHLB DISC CORP / JEFFERIES & COMPANY															
709203	3/28/14	5/2/14	313385WG7	AA+	Aaa	AAA	5,000,000.00		0.0400	4,999,805.56	0.00	188.88	4,999,994.44	4,999,995.00	0.56
FARM CREDIT DISCOUNT NOTE / JEFFERIES & COMPANY															
715133	4/30/14	5/6/14	313313WL8	AA+	Aaa	AAA	10,000,000.00		0.0100	9,999,983.33	0.00	2.78	9,999,986.11	9,999,960.00	(26.11)
FHLB DISC CORP / JEFFERIES & COMPANY															
715134	4/30/14	5/7/14	313385WM4	AA+	Aaa	AAA	50,000,000.00		0.0200	49,999,805.56	0.00	27.78	49,999,833.34	49,999,750.00	(83.34)

Deal No.	Settle Date	Maturity Date	CUSIP	S&P	Moodys	Fitch	Face Value	Coupon	Purchase Yield	Capital	Capital Accrual	Interest Accrual	Book Value	Market Value *	Unrealized Gain/(Loss)
Issuer / Broker															
UNITED STATES DOLLAR															
County Money Mkt Fnd															
GOVERNMENT AGENCY															
DISCOUNT NOTES															
FARM CREDIT DISCOUNT NOTE / DAIWA CAPITAL MARKETS															
712738	4/17/14	5/8/14	313313WN4	AA+	Aaa	AAA	13,348,000.00		0.0450	13,347,649.62	0.00	233.59	13,347,883.21	13,347,919.91	36.70
FREDDIE DISCOUNT / JEFFERIES & COMPANY															
710485	4/4/14	5/14/14	313397WU1	AA+	Aaa	AAA	45,000,000.00		0.0400	44,998,000.00	0.00	1,350.00	44,999,350.00	44,999,295.75	(54.25)
FHLB DISC CORP / JEFFERIES & COMPANY															
709204	3/28/14	5/19/14	313385WZ5	AA+	Aaa	AAA	5,000,000.00		0.0450	4,999,675.00	0.00	212.50	4,999,887.50	4,999,891.65	4.15
FNMA DISCOUNT / JEFFERIES & COMPANY															
703596	2/26/14	5/28/14	313589XJ7	AA+	Aaa	AAA	20,000,000.00		0.0550	19,997,219.44	0.00	1,955.56	19,999,175.00	19,999,560.00	385.00
FHLB DISC CORP / GOLDMAN SACHS GROUP INC															
709201	3/28/14	5/30/14	313385XL5	AA+	Aaa	AAA	25,000,000.00		0.0450	24,998,031.25	0.00	1,062.50	24,999,093.75	24,999,400.00	306.25
FNMA DISCOUNT / JP MORGAN CHASE & CO															
710249	4/3/14	6/5/14	313589XS7	AA+	Aaa	AAA	41,200,000.00		0.0500	41,196,395.00	0.00	1,602.22	41,197,997.22	41,197,924.34	(72.88)
FHLB DISC CORP / RBS GREENWICH CAPITAL															
714018	4/24/14	6/6/14	313385XT8	AA+	Aaa	AAA	10,120,000.00		0.0370	10,119,552.75	0.00	72.81	10,119,625.56	10,119,696.40	70.84
FREDDIE DISCOUNT / NOMURA SECURITIES															
708936	3/27/14	6/9/14	313397XW6	AA+	Aaa	AAA	9,500,000.00		0.0600	9,498,828.33	0.00	554.17	9,499,382.50	9,499,465.06	82.56
FED FARM CR BK / BARCLAYS CAPITAL															
693742	12/31/13	6/16/14	313313YD4	AA+	Aaa	AAA	25,000,000.00		0.1100	24,987,243.06	0.00	9,243.05	24,996,486.11	24,999,050.00	2,563.89
FNMA DISCOUNT / JP MORGAN CHASE & CO															
709705	4/1/14	6/16/14	313589YD9	AA+	Aaa	AAA	23,000,000.00		0.0500	22,997,572.22	0.00	958.33	22,998,530.55	22,998,466.36	(64.19)
FNMA DISCOUNT / DAIWA CAPITAL MARKETS															
708665	3/26/14	6/18/14	313589YF4	AA+	Aaa	AAA	13,000,000.00		0.0575	12,998,255.83	0.00	747.50	12,999,003.33	12,999,480.00	476.67
FHLB DISC CORP / CITIGROUP GLOBAL MARKETS															
709202	3/28/14	6/18/14	313385YF7	AA+	Aaa	AAA	5,000,000.00		0.0600	4,999,316.67	0.00	283.33	4,999,600.00	4,999,800.00	200.00
FHLB DISC CORP / JEFFERIES & COMPANY															
708667	3/26/14	6/25/14	313385YN0	AA+	Aaa	AAA	50,000,000.00		0.0700	49,991,152.78	0.00	3,500.00	49,994,652.78	49,997,700.00	3,047.22
FNMA DISCOUNT / JP MORGAN CHASE & CO															
709702	4/1/14	6/25/14	313589YN7	AA+	Aaa	AAA	10,000,000.00		0.0550	9,998,701.39	0.00	458.33	9,999,159.72	9,999,199.80	40.08
FHLB DISC CORP / DAIWA CAPITAL MARKETS															
714017	4/24/14	6/25/14	313385YN0	AA+	Aaa	AAA	8,495,000.00		0.0475	8,494,305.06	0.00	78.46	8,494,383.52	8,494,609.23	225.71
FHLB DISC CORP / JEFFERIES & COMPANY															
709703	4/1/14	6/27/14	313385YQ3	AA+	Aaa	AAA	17,600,000.00		0.0600	17,597,448.00	0.00	880.00	17,598,328.00	17,598,539.55	211.55
FREDDIE DISCOUNT / JP MORGAN CHASE & CO															

Deal No.	Settle Date	Maturity Date	CUSIP	S&P	Moodys	Fitch	Face Value	Coupon	Purchase Yield	Capital	Capital Accrual	Interest Accrual	Book Value	Market Value *	Unrealized Gain/(Loss)
Issuer / Broker															
UNITED STATES DOLLAR															
County Money Mkt Fnd															
GOVERNMENT AGENCY															
DISCOUNT NOTES															
710246	4/3/14	7/1/14	313397YU9	AA+	Aaa	AAA	11,700,000.00		0.0600	11,698,264.50	0.00	546.00	11,698,810.50	11,699,204.40	393.90
FREDDIE DISCOUNT / DEUTSCHE															
708391	3/25/14	7/7/14	313397ZA2	AA+	Aaa	AAA	14,100,000.00		0.0600	14,097,556.00	0.00	869.50	14,098,425.50	14,098,384.56	(40.94)
FREDDIE DISCOUNT / JP MORGAN CHASE & CO															
710245	4/3/14	8/13/14	313397B75	AA+	Aaa	AAA	7,700,000.00		0.0650	7,698,164.83	0.00	389.28	7,698,554.11	7,698,418.65	(135.46)
FREDDIE DISCOUNT / DAIWA CAPITAL MARKETS															
703590	2/26/14	8/25/14	313397D32	AA+	Aaa	AAA	25,000,000.00		0.0850	24,989,375.00	0.00	3,777.78	24,993,152.78	24,994,261.75	1,108.97
FHLB DISC CORP / CITIGROUP GLOBAL MARKETS															
703597	2/26/14	8/27/14	313385D52	AA+	Aaa	AAA	25,000,000.00		0.0920	24,988,372.22	0.00	4,088.89	24,992,461.11	24,994,161.00	1,699.89
FREDDIE DISCOUNT / BARCLAYS CAPITAL															
709494	3/31/14	9/29/14	313397H61	AA+	Aaa	AAA	23,642,000.00		0.0800	23,632,438.12	0.00	1,628.67	23,634,066.79	23,633,984.18	(82.61)
FREDDIE DISCOUNT / BNP PARIBAS															
710003	4/2/14	9/29/14	313397H61	AA+	Aaa	AAA	20,000,000.00		0.0800	19,992,000.00	0.00	1,288.89	19,993,288.89	19,993,219.00	(69.89)
FREDDIE DISCOUNT / JP MORGAN CHASE & CO															
709701	4/1/14	10/23/14	313397L66	AA+	Aaa	AAA	7,300,000.00		0.0900	7,296,258.75	0.00	547.50	7,296,806.25	7,296,775.23	(31.02)
FREDDIE DISCOUNT / GOLDMAN SACHS GROUP INC															
708935	3/27/14	10/24/14	313397L74	AA+	Aaa	AAA	39,200,000.00		0.0900	39,179,322.00	0.00	3,430.00	39,182,752.00	39,190,435.20	7,683.20
FREDDIE DISCOUNT / GOLDMAN SACHS GROUP INC															
690404	12/11/13	11/17/14	313397P70	AA+	Aaa	AAA	10,000,000.00		0.1650	9,984,370.83	0.00	6,462.50	9,990,833.33	9,994,612.90	3,779.57
Subtotal for DISCOUNT NOTES:							**569,905,000.00**	**0.0000**	**0.0621**	**569,775,063.10**	**0.00**	**46,440.80**	**569,821,503.90**	**569,843,159.92**	**21,656.02**
GOVT AGENCY-FIX-30/360															
FED HM LN BK BD / NOMURA SECURITIES															
707865	3/21/14	5/28/14	313373JR4	AA+	Aaa	AAA	8,000,000.00	1.3750	0.0799	8,019,256.00	(11,496.12)	12,222.22	8,007,759.88	8,008,320.00	560.12
FED HM LN BK BD / NOMURA SECURITIES															
707866	3/21/14	5/28/14	313373JR4	AA+	Aaa	AAA	10,000,000.00	1.3750	0.0799	10,024,070.00	(14,370.15)	15,277.78	10,009,699.85	10,010,400.00	700.15
FED HM LN BK BD / NOMURA SECURITIES															
708121	3/24/14	5/28/14	313373JR4	AA+	Aaa	AAA	25,000,000.00	1.3750	0.0750	25,057,703.00	(33,359.55)	35,329.86	25,024,343.45	25,026,000.00	1,656.55
FED HM LN BK BD / CRED SUIS SECURITIES															
659829	6/17/13	6/11/14	313383L66	AA+	Aaa	AAA	17,000,000.00	0.1250	0.1723	16,992,095.00	7,011.78	8,263.89	16,999,106.78	17,001,020.00	1,913.22
FED HM LN BK BD / BNP PARIBAS															
708669	3/26/14	6/26/14	313383NV9	AA+	Aaa	AAA	32,815,000.00	0.1900	0.0762	32,824,188.20	(3,573.19)	6,061.66	32,820,615.01	32,824,188.20	3,573.19
FANNIE MAE / BNP PARIBAS															
708394	3/25/14	6/27/14	3135G0BJ1	AA+	Aaa	AAA	30,000,000.00	1.1250	0.0705	30,080,700.00	(31,578.26)	33,750.00	30,049,121.74	30,051,600.00	2,478.26

Deal No.	Settle Date	Maturity Date	CUSIP	S&P	Moodys	Fitch	Face Value	Coupon	Purchase Yield	Capital	Capital Accrual	Interest Accrual	Book Value	Market Value *	Unrealized Gain/(Loss)
Issuer / Broker															
UNITED STATES DOLLAR															
County Money Mkt Fnd															
GOVERNMENT AGENCY															
GOVT AGENCY-FIX-30/360															
FREDDIE MAC / NOMURA SECURITIES															
710739	4/7/14	7/28/14	3137EACD9	AA+	Aaa	AAA	50,000,000.00	3.0000	0.0649	50,452,250.00	(97,783.78)	100,000.00	50,354,466.22	50,282,000.00	(72,466.22)
FREDDIE MAC / MORGAN STANLEY															
710738	4/7/14	7/30/14	3137EACU1	AA+	Aaa	AAA	48,000,000.00	1.0000	0.0751	48,139,200.00	(29,564.60)	32,000.00	48,109,635.40	48,118,560.00	8,924.60
FREDDIE MAC / CITIGROUP GLOBAL MARKETS															
697661	1/23/14	8/20/14	3134G2UA8	AA+	Aaa	AAA	9,121,000.00	1.0000	0.1111	9,167,590.07	(22,057.13)	17,988.64	9,145,532.94	9,148,636.63	3,103.69
FANNIE MAE / CITIGROUP GLOBAL MARKETS															
697659	1/23/14	8/28/14	3135G0BY8	AA+	Aaa	AAA	5,119,000.00	0.8750	0.1110	5,142,341.10	(10,639.20)	7,838.47	5,131,701.90	5,132,718.92	1,017.02
FED HM LN BK BD / BNP PARIBAS															
675128	9/12/13	9/12/14	313383ZP9	AA+	Aaa	AAA	15,000,000.00	0.1700	0.2078	14,994,345.00	3,597.21	3,470.83	14,997,942.21	15,004,470.00	6,527.79
FANNIE MAE / JP MORGAN CHASE & CO															
697660	1/23/14	9/16/14	31398AYY2	AA+	Aaa	AAA	15,000,000.00	3.0000	0.1316	15,278,250.00	(117,032.19)	56,250.00	15,161,217.81	15,165,900.00	4,682.19
Subtotal for GOVT AGENCY-FIX-30/360:							**265,055,000.00**	**1.3597**	**0.0920**	**266,171,988.37**	**(360,845.18)**	**328,453.35**	**265,811,143.19**	**265,773,813.75**	**(37,329.44)**
GOVT AGENCY-FLOAT-ACT/360															
FED FARM CR BK / CASTLE OAK SECURITIES															
651834	5/1/13	5/1/14	3133ECNM2	AA+	Aaa	AAA	30,000,000.00	0.1200	0.1275	29,997,750.00	2,250.00	0.00	30,000,000.00	30,000,000.00	0.00
FED FARM CR BK / UBS FINANCIAL SERVICES															
652089	5/2/13	5/1/14	3133ECN26	AA+	Aaa	AAA	10,000,000.00	0.0818	0.1382	9,999,000.00	1,000.00	0.00	10,000,000.00	10,000,000.00	0.00
FED HM LN BK BD / NOMURA SECURITIES															
710493	4/4/14	6/25/14	313381JE6	AA+	Aaa	AAA	12,000,000.00	0.1320	0.0647	12,001,871.64	(616.27)	264.00	12,001,255.37	12,001,920.00	664.63
FED HM LN BK BD / JP MORGAN CHASE & CO															
706884	3/17/14	8/15/14	313380DP9	AA+	Aaa	AAA	25,000,000.00	0.1350	0.0845	25,005,225.00	(1,557.12)	1,500.00	25,003,667.88	25,005,250.00	1,582.12
FED FARM CR BK / JEFFERIES & COMPANY															
706899	3/17/14	12/17/14	3133EDH47	AA+	Aaa	AAA	30,000,000.00	0.0900	0.0953	29,998,818.60	193.32	1,050.00	29,999,011.92	29,996,700.00	(2,311.92)
FED FARM CR BK / DAIWA CAPITAL MARKETS															
709708	4/1/14	3/16/15	3133ECLM4	AA+	Aaa	AAA	38,300,000.00	0.2300	0.1138	38,342,783.02	(3,677.62)	7,340.83	38,339,105.40	38,342,896.00	3,790.60
FED FARM CR BK / DAIWA CAPITAL MARKETS															
710004	4/2/14	4/2/15	3133EDJ29	AA+	Aaa	AAA	25,000,000.00	0.1100	0.1151	24,998,733.75	100.61	2,215.28	24,998,834.36	24,998,750.00	(84.36)
Subtotal for GOVT AGENCY-FLOAT-ACT/360:							**170,300,000.00**	**0.1388**	**0.1068**	**170,344,182.01**	**(2,307.08)**	**12,370.11**	**170,341,874.93**	**170,345,516.00**	**3,641.07**
GOVT AGENCY-FLOAT-ACT/ACT															
FED FARM CR BK / JP MORGAN CHASE & CO															
652087	5/2/13	5/2/14	3133ECNH3	AA+	Aaa	AAA	20,000,000.00	0.1000	0.1300	19,998,000.00	1,994.52	4,943.82	19,999,994.52	20,000,000.00	5.48

Deal No.	Settle Date	Maturity Date	CUSIP	S&P	Moodys	Fitch	Face Value	Coupon	Purchase Yield	Capital	Capital Accrual	Interest Accrual	Book Value	Market Value *	Unrealized Gain/(Loss)
Issuer / Broker															
UNITED STATES DOLLAR															
County Money Mkt Fnd															
GOVERNMENT AGENCY															
Subtotal for GOVT AGENCY-FLOAT-ACT/ACT:							**20,000,000.00**	**0.1000**	**0.1300**	**19,998,000.00**	**1,994.52**	**4,943.82**	**19,999,994.52**	**20,000,000.00**	**5.48**
GOV'T AGY - CALLABLE															
FED HM LN BK BD / NOMURA SECURITIES															
694031	1/2/14	1/21/15	3130A0JD3	AA+	Aaa	AAA	15,000,000.00	0.2400	0.2400	15,000,000.00	0.00	11,900.00	15,000,000.00	15,005,250.00	5,250.00
Subtotal for GOV'T AGY - CALLABLE:							**15,000,000.00**	**0.2400**	**0.2400**	**15,000,000.00**	**0.00**	**11,900.00**	**15,000,000.00**	**15,005,250.00**	**5,250.00**
Subtotal for GOVERNMENT AGENCY:							**1,040,260,000.00**	**0.3745**	**0.0809**	**1,041,289,233.48**	**(361,157.74)**	**404,108.08**	**1,040,974,516.54**	**1,040,967,739.67**	**(6,776.87)**
MEDIUM TERM NOTES															
MEDIUM TERM NOTE															
JOHNSON & JOHNSON / BNP PARIBAS															
652740	5/7/13	5/15/14	478160AX2	AAA	Aaa	AAA	500,000.00	1.2000	0.2431	504,881.50	(4,695.79)	2,766.67	500,185.71	500,200.00	14.29
WAL-MART STORES INC / MORGAN STANLEY															
688003	11/26/13	5/15/14	931142CQ4	AA	Aa2	AA	4,500,000.00	3.2000	0.1799	4,563,720.00	(58,441.42)	62,000.00	4,505,278.58	4,526,370.00	21,091.42
MICROSOFT CORP / BNP PARIBAS															
661576	6/26/13	6/1/14	594918AB0	AA+	Aaa	AAA	4,785,000.00	2.9500	0.3059	4,902,471.75	(106,951.89)	58,815.63	4,795,519.86	4,798,972.20	3,452.34
MICROSOFT CORP / BARCLAYS CAPITAL															
661820	6/27/13	6/1/14	594918AB0	AA+	Aaa	AAA	10,271,000.00	2.9500	0.3055	10,522,434.08	(228,850.18)	126,247.71	10,293,583.90	10,300,991.32	7,407.42
MICROSOFT CORP / BNP PARIBAS															
662200	7/1/13	6/1/14	594918AB0	AAA	Aaa	AA+	10,000,000.00	2.9500	0.3053	10,241,890.00	(219,900.00)	122,916.67	10,021,990.00	10,029,200.00	7,210.00
MICROSOFT CORP / BARCLAYS CAPITAL															
662206	7/1/13	6/1/14	594918AB0	AAA	Aaa	AA+	265,000.00	2.9500	0.3052	271,410.35	(5,827.59)	3,257.29	265,582.76	265,773.80	191.04
MICROSOFT CORP / JEFFERIES & COMPANY															
663448	7/8/13	6/1/14	594918AB0	AAA	Aaa	AA+	349,000.00	2.9500	0.2952	357,295.16	(7,524.71)	4,289.79	349,770.45	350,019.08	248.63
MICROSOFT CORP / MORGAN STANLEY															
665141	7/17/13	6/1/14	594918AB0	AAA	Aaa	AA+	16,620,000.00	2.9500	0.2543	17,010,071.40	(352,803.43)	204,287.50	16,657,267.97	16,668,530.40	11,262.43
MICROSOFT CORP / CASTLE OAK SECURITIES															
682794	10/28/13	6/1/14	594918AB0	AA+	Aaa	AAA	2,710,000.00	2.9500	0.1737	2,754,471.10	(38,207.56)	33,310.42	2,716,263.54	2,717,913.20	1,649.66
BERKSHIRE HATHAWAY INC / CRED SUIS SECURITIES															
705390	3/7/14	2/11/15	084670AV0	AA	Aa2	A+	11,000,000.00	3.2000	0.2597	11,299,508.00	(48,423.45)	52,800.00	11,251,084.55	11,244,420.00	(6,664.55)
Subtotal for MEDIUM TERM NOTE:							**61,000,000.00**	**2.9992**	**0.2676**	**62,428,153.34**	**(1,071,626.02)**	**670,691.68**	**61,356,527.32**	**61,402,390.00**	**45,862.68**
Subtotal for MEDIUM TERM NOTES:							**61,000,000.00**	**2.9992**	**0.2676**	**62,428,153.34**	**(1,071,626.02)**	**670,691.68**	**61,356,527.32**	**61,402,390.00**	**45,862.68**
TREASURIES															
TREASURY BILL															
US TREASURY N/B / NOMURA SECURITIES															

Deal No.	Settle Date	Maturity Date	CUSIP	S&P	Moodys	Fitch	Face Value	Coupon	Purchase Yield	Capital	Capital Accrual	Interest Accrual	Book Value	Market Value *	Unrealized Gain/(Loss)
Issuer / Broker															
UNITED STATES DOLLAR															
County Money Mkt Fnd															
TREASURIES															
TREASURY BILL															
715132	4/30/14	5/8/14	912796CK3	AA+	Aaa	AAA	15,000,000.00		0.0050	14,999,983.33	0.00	2.08	14,999,983.33	14,999,958.30	(25.03)
Subtotal for TREASURY BILL:							**15,000,000.00**	**0.0000**	**0.0050**	**14,999,983.33**	**0.00**	**2.08**	**14,999,983.33**	**14,999,958.30**	**(25.03)**
Subtotal for TREASURIES:							**15,000,000.00**		**0.0050**	**14,999,983.33**	**0.00**	**2.08**	**14,999,983.33**	**14,999,958.30**	**(25.03)**
Total County Money Mkt Fnd :							**1,266,540,154.58**	**0.4629**	**0.0931**	**1,268,997,524.73**	**(1,432,783.76)**	**1,110,040.34**	**1,267,611,181.77**	**1,267,656,724.95**	**45,543.18**
Net Asset Value (NAV):														**1.000036**	
Educational Money Mkt Fnd															
FUNDS															
GOLDMAN SACHS - EDUCATIONAL MMF															
		5/1/14		AAAm	AAA-mf		10,000.80		0.0100	10,000.80	0.00	0.00	10,000.80	10,000.80	0.00
INVESCO STIC GOVERNMENT & AGENCY															
		5/1/14		AAAm	AAA-mf	AAAmmf	51,050,599.47		0.0200	51,050,599.47	0.00	0.00	51,050,599.47	51,050,599.47	0.00
MORGAN STANLEY GOVT 8302-EDUCATIONAL MMF															
		5/1/14		AAAm	Aaa		95,579,830.22		0.0400	95,579,830.22	0.00	0.00	95,579,830.22	95,579,830.22	0.00
Subtotal for FUNDS:							**146,640,430.49**		**0.0330**	**146,640,430.49**	**0.00**	**0.00**	**146,640,430.49**	**146,640,430.49**	**0.00**
CERTIFICATES OF DEPOSIT															
YANKEE CD															
TORONTO DOMINION BANK NY / TDSI															
706893	3/17/14	5/23/14	89112T3J1	A-1+	P-1	F1+	10,000,000.00	0.1200	0.1200	10,000,000.00	0.00	1,500.00	10,000,000.00	10,000,319.00	319.00
TORONTO DOMINION BANK NY / TDSI															
712019	4/14/14	4/30/15	89112T6X7	AA-	Aa1	AA-	15,000,000.00	0.2550	0.2550	15,000,000.00	0.00	1,806.25	15,000,000.00	15,000,750.00	750.00
Subtotal for YANKEE CD:							**25,000,000.00**	**0.2010**	**0.2010**	**25,000,000.00**	**0.00**	**3,306.25**	**25,000,000.00**	**25,001,069.00**	**1,069.00**
YANKEE CD FLOATER															
TORONTO DOMINION / TDSI															
659832	6/17/13	6/17/14	89112W5U7	AA-	Aa1	AA-	10,000,000.00	0.2050	0.2045	10,000,000.00	0.00	797.22	10,000,000.00	9,999,738.10	(261.90)
ROYAL BANK OF CANADA NY / CRED SUIS SECURITIES															
702447	2/20/14	10/10/14	78009NPQ3	AA-	Aa3	AA	10,000,000.00	0.2800	0.2078	10,003,210.00	(968.53)	1,633.33	10,002,241.47	10,004,300.00	2,058.53
Subtotal for YANKEE CD FLOATER:							**20,000,000.00**	**0.2425**	**0.2062**	**20,003,210.00**	**(968.53)**	**2,430.55**	**20,002,241.47**	**20,004,038.10**	**1,796.63**
Subtotal for CERTIFICATES OF DEPOSIT:							**45,000,000.00**	**0.2194**	**0.2033**	**45,003,210.00**	**(968.53)**	**5,736.80**	**45,002,241.47**	**45,005,107.10**	**2,865.63**
GOVERNMENT AGENCY															
DISCOUNT NOTES															

Deal No.	Settle Date	Maturity Date	CUSIP	S&P	Moodys	Fitch	Face Value	Coupon	Purchase Yield	Capital	Capital Accrual	Interest Accrual	Book Value	Market Value *	Unrealized Gain/(Loss)
Issuer / Broker															
UNITED STATES DOLLAR															
Educational Money Mkt Fnd															
GOVERNMENT AGENCY															
DISCOUNT NOTES															
FHLB DISC CORP / BARCLAYS CAPITAL															
713541	4/22/14	5/9/14	313385WP7	AA+	Aaa	AAA	8,300,000.00		0.0400	8,299,843.22	0.00	83.00	8,299,926.22	8,299,941.90	15.68
FHLB DISC CORP / BANK OF AMERICA															
713536	4/22/14	5/14/14	313385WU6	AA+	Aaa	AAA	15,000,000.00		0.0400	14,999,633.33	0.00	150.00	14,999,783.33	14,999,835.00	51.67
FHLB DISC CORP / JEFFERIES & COMPANY															
713538	4/22/14	5/29/14	313385XK7	AA+	Aaa	AAA	20,000,000.00		0.0500	19,998,972.22	0.00	250.00	19,999,222.22	19,999,325.60	103.38
FHLB DISC CORP / JEFFERIES & COMPANY															
713539	4/22/14	5/29/14	313385XK7	AA+	Aaa	AAA	50,000,000.00		0.0500	49,997,430.56	0.00	625.00	49,998,055.56	49,998,314.00	258.44
FNMA DISCOUNT / BANK OF AMERICA															
713246	4/21/14	6/2/14	313589XP3	AA+	Aaa	AAA	5,000,000.00		0.0450	4,999,737.50	0.00	62.50	4,999,800.00	4,999,865.00	65.00
FNMA DISCOUNT / JP MORGAN CHASE & CO															
714536	4/28/14	6/16/14	313589YD9	AA+	Aaa	AAA	15,400,000.00		0.0400	15,399,161.56	0.00	51.33	15,399,212.89	15,398,973.13	(239.76)
FREDDIE DISCOUNT / BANK OF AMERICA															
713244	4/21/14	6/18/14	313397YF2	AA+	Aaa	AAA	5,000,000.00		0.0500	4,999,597.22	0.00	69.44	4,999,666.66	4,999,800.00	133.34
FNMA DISCOUNT / DAIWA CAPITAL MARKETS															
713245	4/21/14	7/2/14	313589YV9	AA+	Aaa	AAA	5,429,000.00		0.0550	5,428,402.81	0.00	82.94	5,428,485.75	5,428,425.12	(60.63)
FED FARM CR BK / FTN FINANCIAL															
688000	11/26/13	7/7/14	313313ZA9	AA+	Aaa	AAA	10,000,000.00		0.1200	9,992,566.67	0.00	5,200.00	9,997,766.67	9,998,854.30	1,087.63
FREDDIE DISCOUNT / JP MORGAN CHASE & CO															
714534	4/28/14	7/11/14	313397ZE4	AA+	Aaa	AAA	17,500,000.00		0.0400	17,498,561.11	0.00	58.33	17,498,619.44	17,498,617.50	(1.94)
FNMA DISCOUNT / JP MORGAN CHASE & CO															
714537	4/28/14	7/14/14	313589ZH9	AA+	Aaa	AAA	17,600,000.00		0.0400	17,598,494.22	0.00	58.67	17,598,552.89	17,598,556.80	3.91
FREDDIE DISCOUNT / DEUTSCHE															
714016	4/24/14	7/28/14	313397ZX2	AA+	Aaa	AAA	31,522,000.00		0.0450	31,518,256.76	0.00	275.82	31,518,532.58	31,517,239.55	(1,293.03)
FREDDIE DISCOUNT / NOMURA SECURITIES															
713776	4/23/14	9/5/14	313397E64	AA+	Aaa	AAA	5,000,000.00		0.0700	4,998,687.50	0.00	77.78	4,998,765.28	4,998,579.55	(185.73)
FREDDIE DISCOUNT / BARCLAYS CAPITAL															
713532	4/22/14	10/24/14	313397L74	AA+	Aaa	AAA	23,900,000.00		0.0700	23,891,402.64	0.00	418.25	23,891,820.89	23,894,168.40	2,347.51
FARM CREDIT DISCOUNT NOTE / JEFFERIES & COMPANY															
709704	4/1/14	10/31/14	313313M62	AA+	Aaa	AAA	10,000,000.00		0.0900	9,994,675.00	0.00	750.00	9,995,425.00	9,995,377.10	(47.90)
Subtotal for DISCOUNT NOTES:							**239,651,000.00**	**0.0000**	**0.0533**	**239,615,422.32**	**0.00**	**8,213.06**	**239,623,635.38**	**239,625,872.95**	**2,237.57**
GOVT AGENCY-FIX-30/360															
FANNIE MAE / BNP PARIBAS															

Deal No.	Settle Date	Maturity Date	CUSIP	S&P	Moodys	Fitch	Face Value	Coupon	Purchase Yield	Capital	Capital Accrual	Interest Accrual	Book Value	Market Value *	Unrealized Gain/(Loss)
Issuer / Broker															
UNITED STATES DOLLAR															
Educational Money Mkt Fnd															
GOVERNMENT AGENCY															
GOVT AGENCY-FIX-30/360															
709200	3/28/14	5/15/14	31398AXJ6	AA+	Aaa	AAA	2,070,000.00	2.5000	0.0600	2,076,588.60	(4,626.04)	4,743.75	2,071,962.56	2,071,966.50	3.94
FANNIE MAE / FTN FINANCIAL															
681550	10/21/13	5/16/14	31398A6A5	AA+	Aaa	AAA	2,000,000.00	1.0000	0.1516	2,009,654.00	(8,947.61)	9,166.67	2,000,706.39	2,000,760.00	53.61
FED HM LN BK BD / TDSI															
701296	2/13/14	5/28/14	313373JR4	AA+	Aaa	AAA	3,450,000.00	1.3750	0.1133	3,462,699.45	(9,433.88)	10,278.13	3,453,265.57	3,453,588.00	322.43
FED FARM CR BK / BNP PARIBAS															
713535	4/22/14	6/2/14	31331JQA4	AA+	Aaa	AAA	10,000,000.00	1.9000	0.0500	10,020,536.30	(4,620.67)	4,750.00	10,015,915.63	10,020,500.00	4,584.37
FED HM LN BK BD / CRED SUIS SECURITIES															
660058	6/18/13	6/11/14	313383L66	AA+	Aaa	AAA	10,000,000.00	0.1250	0.1724	9,995,360.00	4,114.22	4,861.11	9,999,474.22	10,000,600.00	1,125.78
FED HM LN BK BD / FTN FINANCIAL															
661822	6/27/13	6/12/14	313379TL3	AA+	Aaa	AAA	15,000,000.00	0.3750	0.2130	15,023,250.00	(20,486.96)	21,718.75	15,002,763.04	15,004,950.00	2,186.96
FANNIE MAE / JEFFERIES & COMPANY															
698217	1/27/14	6/27/14	3135G0BJ1	AA+	Aaa	AAA	1,700,000.00	1.1250	0.1200	1,707,108.70	(4,454.79)	4,993.75	1,702,653.91	1,702,924.00	270.09
FANNIE MAE / BNP PARIBAS															
713781	4/23/14	6/27/14	3135G0BJ1	AA+	Aaa	AAA	4,550,000.00	1.1250	0.0600	4,558,604.37	(1,075.55)	1,137.50	4,557,528.82	4,557,826.00	297.18
FED FARM CR BK / TD SECURITIES															
709495	3/31/14	7/18/14	3133EAYL6	AA+	Aaa	AAA	2,000,000.00	0.3000	0.0883	2,001,248.00	(349.91)	500.00	2,000,898.09	2,000,940.00	41.91
FED FARM CR BK / FTN FINANCIAL															
681305	10/18/13	8/1/14	3133EA6V5	AA+	Aaa	AAA	5,000,000.00	0.3000	0.1675	5,005,200.00	(3,546.29)	3,750.00	5,001,653.71	5,002,600.00	946.29
FREDDIE MAC / FTN FINANCIAL															
681555	10/21/13	8/20/14	3134G2UA8	AA+	Aaa	AAA	1,750,000.00	1.0000	0.1718	1,762,022.50	(7,639.72)	3,451.39	1,754,382.78	1,755,302.50	919.72
FANNIE MAE / FTN FINANCIAL															
687382	11/22/13	8/28/14	3135G0BY8	AA+	Aaa	AAA	4,850,000.00	0.8750	0.1568	4,876,675.00	(15,367.12)	7,426.56	4,861,307.88	4,862,998.00	1,690.12
FREDDIE MAC / RBC															
690152	12/10/13	8/28/14	3134G3YW4	AA+	Aaa	AAA	5,000,000.00	0.3750	0.1568	5,007,811.30	(4,268.97)	3,281.25	5,003,542.33	5,005,250.00	1,707.67
FREDDIE MAC / RBC															
691413	12/17/13	8/28/14	3134G3YW4	AA+	Aaa	AAA	28,125,000.00	0.3750	0.1568	28,167,736.78	(22,815.65)	18,457.03	28,144,921.13	28,154,531.25	9,610.12
FED HM LN BK BD / BNP PARIBAS															
675129	9/12/13	9/12/14	313383ZP9	AA+	Aaa	AAA	15,000,000.00	0.1700	0.2078	14,994,345.00	3,597.21	3,470.83	14,997,942.21	15,004,470.00	6,527.79
FED HM LN BK BD / CASTLE OAK SECURITIES															
687723	11/25/13	9/12/14	3133XLWM1	AA+	Aaa	AAA	2,035,000.00	5.2500	0.1726	2,117,275.05	(44,720.93)	14,541.77	2,072,554.12	2,073,278.35	724.23
FANNIE MAE / DEUTSCHE															
671681	8/22/13	9/16/14	31398AYY2	AA+	Aaa	AAA	10,000,000.00	3.0000	0.2096	10,297,150.00	(192,683.20)	37,500.00	10,104,466.80	10,110,600.00	6,133.20

Deal No.	Settle Date	Maturity Date	CUSIP	S&P	Moodys	Fitch	Face Value	Coupon	Purchase Yield	Capital	Capital Accrual	Interest Accrual	Book Value	Market Value *	Unrealized Gain/(Loss)
Issuer / Broker															
UNITED STATES DOLLAR															
Educational Money Mkt Fnd															
GOVERNMENT AGENCY															
GOVT AGENCY-FIX-30/360															
FANNIE MAE / CASTLE OAK SECURITIES															
687724	11/25/13	9/16/14	31398AYY2	AA+	Aaa	AAA	1,592,000.00	3.0000	0.1723	1,628,345.36	(19,484.11)	5,970.00	1,608,861.25	1,609,607.52	746.27
FANNIE MAE / BNP PARIBAS															
713782	4/23/14	9/16/14	31398AYY2	AA+	Aaa	AAA	16,796,000.00	3.0000	0.0800	16,990,623.02	(10,888.00)	11,197.33	16,979,735.02	16,981,763.76	2,028.74
FREDDIE MAC / CASTLE OAK SECURITIES															
687725	11/25/13	9/22/14	3134G2WG3	AA+	Aaa	AAA	5,265,000.00	0.7500	0.1723	5,290,061.40	(13,163.56)	4,277.81	5,276,897.84	5,279,004.90	2,107.06
FED FARM CR BK / DEUTSCHE															
713785	4/23/14	9/22/14	31331GL80	AA+	Aaa	AAA	7,200,000.00	3.0000	0.0751	7,287,084.00	(4,675.65)	4,800.00	7,282,408.35	7,281,936.00	(472.35)
FANNIE MAE / FTN FINANCIAL															
682580	10/25/13	11/20/14	31398AZV7	AA+	Aaa	AAA	5,000,000.00	2.6250	0.1929	5,129,850.00	(62,732.73)	58,697.92	5,067,117.27	5,070,050.00	2,932.73
FREDDIE MAC / DEUTSCHE															
713784	4/23/14	11/25/14	3137EACY3	AA+	Aaa	AAA	6,500,000.00	0.7500	0.0918	6,525,181.00	(950.23)	1,083.33	6,524,230.77	6,524,570.00	339.23
FREDDIE MAC / JEFFERIES & COMPANY															
713780	4/23/14	12/3/14	3134G32E9	AA+	Aaa	AAA	7,500,000.00	0.3200	0.1018	7,509,994.13	(363.42)	533.33	7,509,630.71	7,509,975.00	344.29
FANNIE MAE / TDSI															
696568	1/16/14	12/19/14	3135G0FY4	AA+	Aaa	AAA	500,000.00	0.7500	0.1718	502,671.00	(842.21)	1,093.75	501,828.79	502,055.00	226.21
FANNIE MAE / GOLDMAN SACHS GROUP INC															
708671	3/26/14	12/19/14	3135G0FY4	AA+	Aaa	AAA	13,176,000.00	0.7500	0.1376	13,234,896.72	(7,837.97)	9,607.50	13,227,058.75	13,230,153.36	3,094.61
FANNIE MAE / TDSI															
708670	3/26/14	3/16/15	3135G0HG1	AA+	Aaa	AAA	5,100,000.00	0.3750	0.1622	5,110,537.37	(1,053.74)	1,859.38	5,109,483.63	5,111,271.00	1,787.37
Subtotal for GOVT AGENCY-FIX-30/360:							**191,159,000.00**	**1.1606**	**0.1447**	**192,292,509.05**	**(459,317.48)**	**253,148.84**	**191,833,191.57**	**191,883,471.14**	**50,279.57**
GOVT AGENCY-FLOAT-ACT/360															
FED FARM CR BK / UBS FINANCIAL SERVICES															
651826	5/1/13	5/1/14	3133ECN26	AA+	Aaa	AAA	20,000,000.00	0.0818	0.0925	19,998,400.00	1,600.00	0.00	20,000,000.00	20,000,000.00	0.00
FED FARM CR BK / CASTLE OAK SECURITIES															
651831	5/1/13	5/1/14	3133ECNM2	AA+	Aaa	AAA	20,000,000.00	0.1200	0.1275	19,998,500.00	1,500.00	0.00	20,000,000.00	20,000,000.00	0.00
FED FARM CR BK / UBS FINANCIAL SERVICES															
652085	5/2/13	5/1/14	3133ECN26	AA+	Aaa	AAA	10,000,000.00	0.0818	0.0945	9,999,000.00	1,000.00	0.00	10,000,000.00	10,000,000.00	0.00
FED HM LN BK BD / BNP PARIBAS															
694495	1/6/14	5/27/14	313381CM5	AA+	Aaa	AAA	50,000,000.00	0.1120	0.0925	50,004,400.00	(3,588.65)	622.22	50,000,811.35	50,002,000.00	1,188.65
FANNIE MAE / NOMURA SECURITIES															
713554	4/22/14	6/20/14	3135G0MH3	AA+	Aaa	AAA	13,000,000.00	0.1320	0.0602	13,001,504.49	(229.50)	429.00	13,001,274.99	13,001,560.00	285.01
FANNIE MAE / CITIGROUP GLOBAL MARKETS															

Deal No.	Settle Date	Maturity Date	CUSIP	S&P	Moodys	Fitch	Face Value	Coupon	Purchase Yield	Capital	Capital Accrual	Interest Accrual	Book Value	Market Value *	Unrealized Gain/(Loss)
Issuer / Broker															
UNITED STATES DOLLAR															
Educational Money Mkt Fnd															
GOVERNMENT AGENCY															
GOVT AGENCY-FLOAT-ACT/360															
715131	4/30/14	6/20/14	3135G0MH3	AA+	Aaa	AAA	50,000,000.00	0.1320	0.0458	50,005,989.00	(117.43)	183.33	50,005,871.57	50,006,000.00	128.43
FANNIE MAE / BNP PARIBAS															
678633	10/2/13	6/23/14	3135G0BQ5	AA+	Aaa	AAA	1,840,000.00	0.3600	0.1482	1,842,837.28	(2,267.67)	717.60	1,840,569.61	1,840,938.40	368.79
FANNIE MAE / BNP PARIBAS															
697658	1/23/14	6/23/14	3135G0BQ5	AA+	Aaa	AAA	10,100,000.00	0.3600	0.0979	10,110,958.50	(7,112.14)	3,939.00	10,103,846.36	10,105,151.00	1,304.64
FED HM LN BK BD / TDSI															
693224	12/27/13	6/27/14	3130A0JJ0	AA+	Aaa	AAA	25,000,000.00	0.1020	0.1100	24,999,375.00	429.26	283.33	24,999,804.26	25,000,250.00	445.74
FED FARM CR BK / NOMURA SECURITIES															
693223	12/27/13	7/14/14	3133EC2G8	AA+	Aaa	AAA	10,000,000.00	0.1355	0.0982	10,002,321.50	(1,458.23)	639.86	10,000,863.27	10,000,810.00	(53.27)
FED HM LN BK BD / TDSI															
696324	1/15/14	7/15/14	3130A0K74	AA+	Aaa	AAA	50,000,000.00	0.1050	0.1050	50,000,000.00	0.00	2,333.34	50,000,000.00	50,000,500.00	500.00
FANNIE MAE / CASTLE OAK SECURITIES															
693008	12/26/13	10/27/14	3135G0EY5	AA+	Aaa	AAA	4,000,000.00	0.3900	0.1480	4,007,808.00	(3,225.60)	173.33	4,004,582.40	4,006,440.00	1,857.60
Subtotal for GOVT AGENCY-FLOAT-ACT/360:							**263,940,000.00**	**0.1280**	**0.0905**	**263,971,093.77**	**(13,469.96)**	**9,321.01**	**263,957,623.81**	**263,963,649.40**	**6,025.59**
GOVT AGENCY-FLOAT-ACT/ACT															
FED FARM CR BK / JP MORGAN CHASE & CO															
652088	5/2/13	5/2/14	3133ECNH3	AA+	Aaa	AAA	20,000,000.00	0.1000	0.1300	19,998,000.00	1,994.52	4,943.82	19,999,994.52	20,000,000.00	5.48
Subtotal for GOVT AGENCY-FLOAT-ACT/ACT:							**20,000,000.00**	**0.1000**	**0.1300**	**19,998,000.00**	**1,994.52**	**4,943.82**	**19,999,994.52**	**20,000,000.00**	**5.48**
GOV'T AGY - CALLABLE															
FED HM LN BK BD / NOMURA SECURITIES															
694032	1/2/14	1/21/15	3130A0JD3	AA+	Aaa	AAA	20,000,000.00	0.2400	0.2400	20,000,000.00	0.00	15,866.67	20,000,000.00	20,007,000.00	7,000.00
Subtotal for GOV'T AGY - CALLABLE:							**20,000,000.00**	**0.2400**	**0.2400**	**20,000,000.00**	**0.00**	**15,866.67**	**20,000,000.00**	**20,007,000.00**	**7,000.00**
Subtotal for GOVERNMENT AGENCY:							**734,750,000.00**	**0.3572**	**0.0976**	**735,877,025.14**	**(470,792.92)**	**291,493.40**	**735,414,445.28**	**735,479,993.49**	**65,548.21**
MEDIUM TERM NOTES															
MEDIUM TERM NOTE															
JOHNSON & JOHNSON / BNP PARIBAS															
657331	6/3/13	5/15/14	478160AX2	AAA	Aaa	AAA	10,000,000.00	1.2000	0.2331	10,091,700.00	(87,946.20)	55,333.33	10,003,753.80	10,004,000.00	246.20
JOHNSON & JOHNSON / BNP PARIBAS															
657332	6/3/13	5/15/14	478160AX2	AA+	Aaa	AAA	2,955,000.00	1.2000	0.2331	2,982,097.35	(25,988.10)	16,351.00	2,956,109.25	2,956,182.00	72.75
JOHNSON & JOHNSON / BNP PARIBAS															
664370	7/12/13	5/15/14	478160AX2	AAA	Aaa	AAA	4,400,000.00	1.2000	0.2537	4,434,980.00	(33,363.76)	24,346.67	4,401,616.24	4,401,760.00	143.76

Deal No.	Settle Date	Maturity Date	CUSIP	S&P	Moodys	Fitch	Face Value	Coupon	Purchase Yield	Capital	Capital Accrual	Interest Accrual	Book Value	Market Value *	Unrealized Gain/(Loss)
Issuer / Broker															
UNITED STATES DOLLAR															
Educational Money Mkt Fnd															
MEDIUM TERM NOTES															
MEDIUM TERM NOTE															
JOHNSON & JOHNSON / BNP PARIBAS															
669139	8/8/13	5/15/14	478160AX2	AAA	Aaa	AAA	10,200,000.00	1.2000	0.2123	10,277,407.80	(73,495.49)	56,440.00	10,203,912.31	10,204,080.00	167.69
WAL-MART STORES INC / MORGAN STANLEY															
688002	11/26/13	5/15/14	931142CQ4	AA	Aa2	AA	5,000,000.00	3.2000	0.1799	5,070,800.00	(64,934.91)	68,888.89	5,005,865.09	5,029,300.00	23,434.91
MICROSOFT CORP / BNP PARIBAS															
661578	6/26/13	6/1/14	594918AB0	AA+	Aaa	AAA	7,150,000.00	2.9500	0.3059	7,325,532.50	(159,813.17)	87,885.42	7,165,719.33	7,170,878.00	5,158.67
MICROSOFT CORP / CASTLE OAK SECURITIES															
676833	9/23/13	6/1/14	594918AB0	AAA	Aaa	AA+	716,000.00	2.9500	0.2030	729,531.68	(11,894.78)	8,800.83	717,636.90	718,090.72	453.82
MICROSOFT CORP / UBS FINANCIAL SERVICES															
695832	1/13/14	6/1/14	594918AB0	AAA	Aaa	AA+	18,000,000.00	2.9500	0.1561	18,192,546.00	(150,688.17)	159,300.00	18,041,857.83	18,052,560.00	10,702.17
MICROSOFT CORP / BNP PARIBAS															
696328	1/15/14	6/1/14	594918AB0	AA+	Aaa	AAA	8,215,000.00	2.9500	0.1815	8,300,797.46	(66,871.55)	71,356.40	8,233,925.91	8,238,987.80	5,061.89
BERKSHIRE HATHAWAY INC / CITIGROUP GLOBAL MARKETS															
697663	1/23/14	7/15/14	084664AM3	AA	Aa2	A+	5,000,000.00	5.1000	0.1801	5,117,400.00	(66,890.70)	69,416.66	5,050,509.30	5,070,150.00	19,640.70
BERKSHIRE HATHAWAY INC / CRED SUIS SECURITIES															
706676	3/14/14	2/11/15	084670AV0	AA	Aa2	A+	1,325,000.00	3.2000	0.2553	1,360,374.85	(5,084.46)	5,535.55	1,355,290.39	1,354,441.50	(848.89)
Subtotal for MEDIUM TERM NOTE:							**72,961,000.00**	**2.4581**	**0.2066**	**73,883,167.64**	**(746,971.29)**	**623,654.75**	**73,136,196.35**	**73,200,430.02**	**64,233.67**
Subtotal for MEDIUM TERM NOTES:							**72,961,000.00**	**2.4581**	**0.2066**	**73,883,167.64**	**(746,971.29)**	**623,654.75**	**73,136,196.35**	**73,200,430.02**	**64,233.67**
Total Educational Money Mkt Fnd :							**999,351,430.49**	**0.4520**	**0.1008**	**1,001,403,833.27**	**(1,218,732.74)**	**920,884.95**	**1,000,193,313.59**	**1,000,325,961.10**	**132,647.51**
Net Asset Value (NAV):															**1.000133**
Extended Fund															
GOVERNMENT AGENCY															
DISCOUNT NOTES															
FHLB DISC CORP / NOMURA SECURITIES															
714842	4/29/14	5/2/14	313385WG7	AA+	Aaa	AAA	10,000,000.00		0.0400	9,999,966.67	0.00	22.22	9,999,988.89	9,999,990.00	1.11
FREDDIE DISCOUNT / NOMURA SECURITIES															
714841	4/29/14	1/21/15	313396AW3	AA+	Aaa	AAA	37,000,000.00		0.0899	36,975,329.94	0.00	184.79	36,975,514.73	36,968,227.73	(7,287.00)
FREDDIE DISCOUNT / DEUTSCHE															
701630	2/14/14	2/9/15	313396BR3	AA+	Aaa	AAA	25,000,000.00		0.1600	24,960,000.00	0.00	8,444.44	24,968,444.44	24,982,250.00	13,805.56
FREDDIE DISCOUNT / BARCLAYS CAPITAL															
714535	4/28/14	4/24/15	313396ET6	AA+	Aaa	AAA	15,750,000.00		0.1200	15,731,047.50	0.00	157.50	15,731,205.00	15,697,383.98	(33,821.02)

Deal No.	Settle Date	Maturity Date	CUSIP	S&P	Moodys	Fitch	Face Value	Coupon	Purchase Yield	Capital	Capital Accrual	Interest Accrual	Book Value	Market Value *	Unrealized Gain/(Loss)
Issuer / Broker															
UNITED STATES DOLLAR															
Extended Fund															
GOVERNMENT AGENCY															
Subtotal for DISCOUNT NOTES:							**87,750,000.00**	**0.0000**	**0.1096**	**87,666,344.11**	**0.00**	**8,808.95**	**87,675,153.06**	**87,647,851.71**	**(27,301.35)**
GOVT AGENCY-FIX-30/360															
FED HM LN BK BD / STERNE AGEE & LEACH															
584829	4/13/12	5/28/14	313373JR4	AA+	Aaa	AAA	10,000,000.00	1.3750	0.3659	10,213,400.00	(205,868.24)	58,437.50	10,007,531.76	10,010,400.00	2,868.24
FED HM LN BK BD / JEFFERIES & COMPANY															
591841	5/21/12	6/13/14	3133XWE70	AA+	Aaa	N.A	10,000,000.00	2.5000	0.4253	10,425,275.50	(401,203.30)	95,833.33	10,024,072.20	10,027,500.00	3,427.80
FED HM LN BK BD / OPPENHEIMER & CO., INC															
591842	5/21/12	6/13/14	3133XWE70	AA+	Aaa	N.A	10,000,000.00	2.5000	0.4252	10,425,300.00	(401,226.42)	95,833.33	10,024,073.58	10,027,500.00	3,426.42
FED HM LN BK BD / JEFFERIES & COMPANY															
595490	6/11/12	6/13/14	3133XWE70	AA+	Aaa	AAA	10,000,000.00	2.5000	0.4019	10,418,667.20	(394,312.60)	95,833.33	10,024,354.60	10,027,500.00	3,145.40
FED HM LN BK BD / OPPENHEIMER & CO., INC															
596490	6/14/12	6/13/14	3133XWE70	AA+	Aaa	AAA	10,000,000.00	2.5000	0.4301	10,411,200.00	(387,179.97)	95,833.33	10,024,020.03	10,027,500.00	3,479.97
FED HM LN BK BD / DREXEL HAMILTON LLC															
607851	8/16/12	7/2/14	313379SK6	AA+	Aaa	AAA	10,000,000.00	0.4000	0.3413	10,010,981.20	(9,990.29)	13,222.22	10,000,990.91	10,006,000.00	5,009.09
FREDDIE MAC / CANTOR FITZGERALD															
596481	6/14/12	8/20/14	3134G2UA8	AA+	Aaa	AAA	7,605,000.00	1.0000	0.4600	7,694,100.18	(76,744.05)	14,998.75	7,617,356.13	7,628,043.15	10,687.02
FREDDIE MAC / CASTLE OAK SECURITIES															
611985	9/10/12	8/20/14	3134G2UA8	AA+	Aaa	AAA	20,000,000.00	1.0000	0.3121	20,266,500.00	(225,002.14)	39,444.44	20,041,497.86	20,060,600.00	19,102.14
FREDDIE MAC / CANTOR FITZGERALD															
606743	8/10/12	8/28/14	3134G3YW4	AA+	Aaa	AAA	5,000,000.00	0.3750	0.3549	5,002,050.00	(1,725.00)	3,281.25	5,000,325.00	5,005,250.00	4,925.00
FREDDIE MAC / RBC															
606744	8/10/12	8/28/14	3134G3YW4	AA+	Aaa	AAA	5,000,000.00	0.3750	0.3588	5,001,650.00	(1,388.41)	3,281.25	5,000,261.59	5,005,250.00	4,988.41
FREDDIE MAC / OPPENHEIMER & CO., INC															
607850	8/16/12	8/28/14	3134G3YW4	AA+	Aaa	AAA	10,000,000.00	0.3750	0.3513	10,004,800.00	(4,032.79)	6,562.50	10,000,767.21	10,010,500.00	9,732.79
FREDDIE MAC / BNP PARIBAS															
610978	8/17/12	8/28/14	3134G3YW4	AA+	Aaa	AAA	10,000,000.00	0.3750	0.3597	10,003,100.00	(2,603.83)	6,562.50	10,000,496.17	10,010,500.00	10,003.83
FREDDIE MAC / BNP PARIBAS															
611984	9/10/12	8/28/14	3134G3YW4	AA+	Aaa	N.A	10,000,000.00	0.3750	0.3321	10,008,400.00	(7,011.86)	6,562.50	10,001,388.14	10,010,500.00	9,111.86
FED HM LN BK BD / TD SECURITIES															
691402	12/17/13	9/12/14	3130A0GJ3	AA+	Aaa	AAA	20,500,000.00	0.1500	0.1675	20,497,369.85	1,329.96	4,185.42	20,498,699.81	20,504,510.00	5,810.19
FED HM LN BK BD / TD SECURITIES															
691403	12/17/13	9/12/14	3130A0GJ3	AA+	Aaa	AAA	50,000,000.00	0.1500	0.1675	49,993,585.00	3,243.81	10,208.33	49,996,828.81	50,011,000.00	14,171.19
FED HM LN BK BD / TD SECURITIES															
691404	12/17/13	9/12/14	3130A0GJ3	AA+	Aaa	AAA	50,000,000.00	0.1500	0.1675	49,993,585.00	3,243.81	10,208.33	49,996,828.81	50,011,000.00	14,171.19

Deal No.	Settle Date	Maturity Date	CUSIP	S&P	Moodys	Fitch	Face Value	Coupon	Purchase Yield	Capital	Capital Accrual	Interest Accrual	Book Value	Market Value *	Unrealized Gain/(Loss)
Issuer / Broker															
UNITED STATES DOLLAR															
Extended Fund															
GOVERNMENT AGENCY															
GOVT AGENCY-FIX-30/360															
FED HM LN BK BD / TD SECURITIES															
691405	12/17/13	9/12/14	3130A0GJ3	AA+	Aaa	AAA	50,000,000.00	0.1500	0.1675	49,993,585.00	3,243.81	10,208.33	49,996,828.81	50,011,000.00	14,171.19
FREDDIE MAC / CASTLE OAK SECURITIES															
547992	9/27/11	9/19/14	3134G2YJ5	AA+	Aaa	AAA	10,000,000.00	0.5000	0.6528	9,955,000.00	39,207.09	5,833.33	9,994,207.09	10,016,800.00	22,592.91
FED FARM CR BK / UBS FINANCIAL SERVICES															
622556	11/9/12	10/16/14	3133EA4S4	AA+	Aaa	AAA	19,300,000.00	0.2500	0.2961	19,282,823.00	13,110.71	2,010.42	19,295,933.71	19,314,475.00	18,541.29
FANNIE MAE / BNP PARIBAS															
582607	4/3/12	10/30/14	3135G0DW0	AA+	Aaa	AAA	10,000,000.00	0.6250	0.5248	10,025,580.00	(20,640.60)	173.61	10,004,939.40	10,028,600.00	23,660.60
FED FARM CR BK / RBC															
635326	1/28/13	11/14/14	3133ECCM4	AA+	Aaa	N.A	15,305,000.00	0.2500	0.2987	15,291,684.65	9,337.23	17,749.55	15,301,021.88	15,269,033.25	(31,988.63)
FED FARM CR BK / CRED SUIS SECURITIES															
624988	11/27/12	11/19/14	3133EC2X1	AA+	Aaa	N.A	25,000,000.00	0.2700	0.3172	24,976,750.00	16,784.41	30,375.00	24,993,534.41	25,025,750.00	32,215.59
FED FARM CR BK / JEFFERIES & COMPANY															
624989	11/27/12	11/19/14	3133EC2X1	AA+	Aaa	N.A	39,500,000.00	0.2700	0.3172	39,463,264.21	26,519.94	47,992.50	39,489,784.15	39,540,685.00	50,900.85
FANNIE MAE / JEFFERIES & COMPANY															
622195	11/7/12	11/20/14	31398AZV7	AA+	Aaa	AAA	25,000,000.00	2.6250	0.3450	26,155,500.00	(841,796.73)	293,489.58	25,313,703.27	25,350,250.00	36,546.73
FANNIE MAE / BANK OF AMERICA															
691401	12/17/13	11/20/14	31398AZV7	AA+	Aaa	AAA	50,000,000.00	2.6250	0.1852	51,126,900.00	(453,467.27)	488,541.67	50,673,432.73	50,700,500.00	27,067.27
FED FARM CR BK / RBC															
630583	12/28/12	11/26/14	3133EC5G5	AA+	Aaa	AAA	15,300,000.00	0.2500	0.2970	15,286,306.50	9,613.31	16,468.75	15,295,919.81	15,302,295.00	6,375.19
FED FARM CR BK / CANTOR FITZGERALD															
635328	1/28/13	11/28/14	3133ECDP6	AA+	Aaa	N.A	25,000,000.00	0.2500	0.2990	24,977,625.00	15,357.39	26,562.50	24,992,982.39	24,906,250.00	(86,732.39)
FED FARM CR BK / CASTLE OAK SECURITIES															
635329	1/28/13	11/28/14	3133ECDP6	AAA	Aaa	N.A	25,000,000.00	0.2500	0.2987	24,977,750.00	15,271.59	26,562.50	24,993,021.59	24,906,250.00	(86,771.59)
FREDDIE MAC / JEFFERIES & COMPANY															
617568	10/11/12	12/5/14	3134G3H78	AA+	Aaa	AAA	15,000,000.00	0.3500	0.3469	15,000,985.35	(712.91)	21,291.67	15,000,272.44	15,022,050.00	21,777.56
FANNIE MAE / BNP PARIBAS															
617567	10/11/12	12/19/14	3135G0FY4	AA+	Aaa	AAA	25,000,000.00	0.7500	0.3369	25,225,000.00	(159,898.48)	68,750.00	25,065,101.52	25,102,750.00	37,648.48
FANNIE MAE / MORGAN STANLEY															
618640	10/18/12	12/19/14	3135G0FY4	AA+	Aaa	AAA	24,000,000.00	0.7500	0.3462	24,209,280.00	(148,184.17)	66,000.00	24,061,095.83	24,098,640.00	37,544.17
FANNIE MAE / DEUTSCHE															
618775	10/18/12	12/19/14	3135G0FY4	AA+	Aaa	AAA	25,000,000.00	0.7500	0.3481	25,216,930.00	(153,600.88)	68,750.00	25,063,329.12	25,102,750.00	39,420.88
FREDDIE MAC / CRED SUIS SECURITIES															

Deal No.	Settle Date	Maturity Date	CUSIP	S&P	Moodys	Fitch	Face Value	Coupon	Purchase Yield	Capital	Capital Accrual	Interest Accrual	Book Value	Market Value *	Unrealized Gain/(Loss)
Issuer / Broker															
UNITED STATES DOLLAR															
Extended Fund															
GOVERNMENT AGENCY															
GOVT AGENCY-FIX-30/360															
576839	3/2/12	12/29/14	3137EADA4	AA+	Aaa	AAA	25,000,000.00	0.6250	0.5360	25,062,250.00	(47,682.15)	52,951.39	25,014,567.85	25,090,250.00	75,682.15
FED HM LN BK BD / CASTLE OAK SECURITIES															
626591	12/5/12	1/16/15	313381H24	AA+	Aaa	N.A	25,000,000.00	0.2500	0.3070	24,970,000.00	19,947.44	18,229.17	24,989,947.44	25,024,750.00	34,802.56
FED HM LN BK BD / BNP PARIBAS															
626592	12/5/12	1/16/15	313381H24	AA+	Aaa	N.A	20,000,000.00	0.2500	0.3070	19,976,000.00	15,957.95	14,583.33	19,991,957.95	20,019,800.00	27,842.05
FED HM LN BK BD / DEUTSCHE															
680477	10/15/13	2/20/15	313381YP4	AA+	Aaa	AAA	28,500,000.00	0.2500	0.2401	28,503,790.50	(1,531.83)	14,052.08	28,502,258.67	28,527,645.00	25,386.33
FED HM LN BK BD / RBC															
691406	12/17/13	2/20/15	313381YP4	AA+	Aaa	AAA	50,000,000.00	0.2500	0.2022	50,028,000.00	(8,869.98)	24,652.78	50,019,130.02	50,048,500.00	29,369.98
FED HM LN BK BD / NOMURA SECURITIES															
712262	4/15/14	4/15/15	3130A1NU8	AA+	Aaa	AAA	50,000,000.00	0.1300	0.1368	49,996,589.50	151.58	2,888.89	49,996,741.08	49,994,000.00	(2,741.08)
FED HM LN BK BD / NOMURA SECURITIES															
712263	4/15/14	4/15/15	3130A1NU8	AA+	Aaa	AAA	50,000,000.00	0.1300	0.1368	49,996,589.50	151.58	2,888.89	49,996,741.08	49,994,000.00	(2,741.08)
FREDDIE MAC / CANTOR FITZGERALD															
607852	8/16/12	4/17/15	3137EADD8	AA+	Aaa	AAA	5,000,000.00	0.5000	0.4450	5,007,285.00	(4,662.10)	972.22	5,002,622.90	5,017,750.00	15,127.10
FED FARM CR BK / UBS FINANCIAL SERVICES															
661235	6/25/13	6/23/15	3133EARQ3	AA+	Aaa	AAA	30,000,000.00	0.5000	0.4592	30,024,300.00	(10,356.27)	53,333.33	30,013,943.73	30,109,650.00	95,706.27
FED HM LN BK BD / JP MORGAN CHASE & CO															
711489	4/10/14	7/29/15	3130A0QG8	AA+	Aaa	AAA	20,000,000.00	0.2800	0.1619	20,030,720.00	(1,375.52)	3,266.67	20,029,344.48	20,027,400.00	(1,944.48)
FED HM LN BK BD / JP MORGAN CHASE & CO															
711490	4/10/14	7/29/15	3130A0QG8	AA+	Aaa	AAA	50,000,000.00	0.2800	0.1619	50,076,800.00	(3,438.81)	8,166.67	50,073,361.19	50,068,500.00	(4,861.19)
FED FARM CR BK / JEFFERIES & COMPANY															
643498	3/15/13	7/30/15	3133ECHV9	AA+	Aaa	AAA	25,000,000.00	0.3500	0.3602	24,994,000.00	2,849.12	22,118.06	24,996,849.12	25,047,250.00	50,400.88
FED FARM CR BK / RBC															
661819	6/27/13	8/17/15	3133EADW5	AA+	Aaa	AAA	10,000,000.00	0.5500	0.5891	9,991,700.00	3,276.88	11,305.56	9,994,976.88	10,041,000.00	46,023.12
FANNIE MAE / DAIWA CAPITAL MARKETS															
711496	4/10/14	8/28/15	3135G0UW1	AA+	Aaa	AAA	40,000,000.00	0.3500	0.1799	40,093,982.40	(3,963.11)	8,166.67	40,090,019.29	40,072,800.00	(17,219.29)
FREDDIE MAC / BNP PARIBAS															
612460	9/12/12	9/4/15	3134G3J76	AA+	Aaa	N.A	10,000,000.00	0.4500	0.4331	10,005,000.00	(2,747.20)	7,125.00	10,002,252.80	10,030,150.00	27,897.20
FREDDIE MAC / BNP PARIBAS															
613215	9/17/12	9/4/15	3134G3J76	AA+	Aaa	N.A	10,000,000.00	0.4500	0.4398	10,003,000.00	(1,641.99)	7,125.00	10,001,358.01	10,030,150.00	28,791.99
FREDDIE MAC / NOMURA SECURITIES															
711481	4/10/14	9/10/15	3137EACM9	AA+	Aaa	AAA	40,000,000.00	1.7500	0.1941	40,880,000.00	(36,235.29)	40,833.33	40,843,764.71	40,849,600.00	5,835.29

Deal No.	Settle Date	Maturity Date	CUSIP	S&P	Moodys	Fitch	Face Value	Coupon	Purchase Yield	Capital	Capital Accrual	Interest Accrual	Book Value	Market Value *	Unrealized Gain/(Loss)
Issuer / Broker															
UNITED STATES DOLLAR															
Extended Fund															
GOVERNMENT AGENCY															
GOVT AGENCY-FIX-30/360															
FANNIE MAE / JEFFERIES & COMPANY															
618771	10/18/12	9/28/15	3135G0NV1	AA+	Aaa	AAA	15,000,000.00	0.5000	0.4322	15,029,700.00	(15,494.43)	6,875.00	15,014,205.57	15,067,050.00	52,844.43
FANNIE MAE / JP MORGAN CHASE & CO															
618773	10/18/12	9/28/15	3135G0NV1	AA+	Aaa	AAA	10,000,000.00	0.5000	0.4370	10,018,400.00	(9,599.25)	4,583.33	10,008,800.75	10,044,700.00	35,899.25
FANNIE MAE / BNP PARIBAS															
619050	10/19/12	9/28/15	3135G0NV1	AA+	Aaa	AAA	15,000,000.00	0.5000	0.4626	15,016,350.00	(8,522.38)	6,875.00	15,007,827.62	15,067,050.00	59,222.38
FANNIE MAE / DEUTSCHE															
619537	10/23/12	10/26/15	31398A4M1	AA+	Aaa	AAA	15,000,000.00	1.6250	0.4941	15,505,912.50	(255,992.66)	3,385.42	15,249,919.84	15,310,800.00	60,880.16
FED FARM CR BK / JEFFERIES & COMPANY															
630250	12/27/12	11/16/15	3133ECBJ2	AA+	Aaa	AAA	19,575,000.00	0.4300	0.4370	19,571,085.00	1,823.73	38,579.06	19,572,908.73	19,622,371.50	49,462.77
FED FARM CR BK / JEFFERIES & COMPANY															
638821	2/19/13	11/16/15	3133ECBJ2	AA+	Aaa	AAA	10,000,000.00	0.4300	0.4443	9,996,100.00	1,706.99	19,708.33	9,997,806.99	10,024,200.00	26,393.01
FED HM LN BK BD / MORGAN STANLEY															
638345	2/14/13	11/20/15	313380L96	AA+	Aaa	AAA	10,000,000.00	0.5000	0.4541	10,012,600.00	(5,528.31)	22,361.11	10,007,071.69	10,040,100.00	33,028.31
FED HM LN BK BD / BARCLAYS CAPITAL															
663447	7/8/13	11/20/15	313380L96	AA+	Aaa	N.A	15,000,000.00	0.5000	0.5879	14,969,040.00	10,647.04	33,541.67	14,979,687.04	15,060,150.00	80,462.96
FED HM LN BK BD / CITIGROUP GLOBAL MARKETS															
666909	7/26/13	11/20/15	313380L96	AA+	Aaa	AAA	10,000,000.00	0.5000	0.4491	10,011,700.00	(3,857.91)	22,361.11	10,007,842.09	10,040,100.00	32,257.91
FREDDIE MAC / RBC															
632052	1/8/13	11/24/15	3134G3W55	AA+	Aaa	N.A	10,000,000.00	0.4500	0.4489	10,000,300.00	(136.97)	19,625.00	10,000,163.03	10,024,750.00	24,586.97
FREDDIE MAC / BNP PARIBAS															
632053	1/8/13	11/24/15	3134G3W55	AA+	Aaa	N.A	35,000,000.00	0.4500	0.4489	35,001,050.00	(479.39)	68,687.50	35,000,570.61	35,086,625.00	86,054.39
FREDDIE MAC / RBC															
642207	3/8/13	11/24/15	3134G3W55	AA+	Aaa	AAA	20,000,000.00	0.4500	0.4310	20,010,200.00	(4,316.19)	39,250.00	20,005,883.81	20,049,500.00	43,616.19
FREDDIE MAC / RBC															
642730	3/12/13	11/24/15	3134G3W55	AA+	Aaa	AAA	20,000,000.00	0.4500	0.4421	20,004,200.00	(1,767.28)	39,250.00	20,002,432.72	20,049,500.00	47,067.28
FED HM LN BK BD / JEFFERIES & COMPANY															
630251	12/27/12	12/11/15	313371NW2	AA+	Aaa	AAA	10,000,000.00	1.3750	0.4320	10,273,650.00	(124,479.89)	53,472.22	10,149,170.11	10,172,650.00	23,479.89
FED HM LN BK BD / JEFFERIES & COMPANY															
632054	1/8/13	12/11/15	313371NW2	AA+	Aaa	N.A	11,000,000.00	1.3750	0.4494	11,295,526.00	(132,748.15)	58,819.44	11,162,777.85	11,189,915.00	27,137.15
FANNIE MAE / CITIGROUP GLOBAL MARKETS															
660955	6/24/13	12/21/15	3135G0SB0	AA+	Aaa	AAA	15,000,000.00	0.3750	0.5928	14,919,300.00	27,619.73	20,312.50	14,946,919.73	15,025,725.00	78,805.27
FANNIE MAE / GOLDMAN SACHS GROUP INC															

Deal No.	Settle Date	Maturity Date	CUSIP	S&P	Moodys	Fitch	Face Value	Coupon	Purchase Yield	Capital	Capital Accrual	Interest Accrual	Book Value	Market Value *	Unrealized Gain/(Loss)
Issuer / Broker															
UNITED STATES DOLLAR															
Extended Fund															
GOVERNMENT AGENCY															
GOVT AGENCY-FIX-30/360															
666910	7/26/13	12/21/15	3135G0SB0	AA+	Aaa	AAA	10,000,000.00	0.3750	0.4902	9,972,510.00	8,739.60	13,541.67	9,981,249.60	10,017,150.00	35,900.40
FANNIE MAE / GOLDMAN SACHS GROUP INC															
666911	7/26/13	12/21/15	3135G0SB0	AA+	Aaa	AAA	10,000,000.00	0.3750	0.4952	9,971,320.00	9,117.92	13,541.67	9,980,437.92	10,017,150.00	36,712.08
FANNIE MAE / BNP PARIBAS															
666912	7/26/13	12/21/15	3135G0SB0	AA+	Aaa	AAA	10,000,000.00	0.3750	0.4924	9,972,000.00	8,901.73	13,541.67	9,980,901.73	10,017,150.00	36,248.27
FED HM LN BK BD / BNP PARIBAS															
649011	4/17/13	3/11/16	313375RN9	AA+	Aaa	AAA	30,000,000.00	1.0000	0.4090	30,510,600.00	(182,916.09)	41,666.67	30,327,683.91	30,329,250.00	1,566.09
FED HM LN BK BD / CANTOR FITZGERALD															
645483	3/27/13	3/18/16	313382K85	AA+	Aaa	N.A	50,000,000.00	0.4500	0.4530	49,995,550.00	1,637.07	26,875.00	49,997,187.07	50,050,000.00	52,812.93
FED HM LN BK BD / CASTLE OAK SECURITIES															
672940	8/30/13	3/18/16	313382K85	AA+	Aaa	AAA	15,000,000.00	0.4500	0.7180	14,898,585.00	26,624.20	8,062.50	14,925,209.20	15,015,000.00	89,790.80
FANNIE MAE / BARCLAYS CAPITAL															
675626	9/16/13	3/30/16	3135G0VA8	AA+	Aaa	AAA	15,000,000.00	0.5000	0.7393	14,909,865.00	22,188.59	6,458.33	14,932,053.59	15,032,550.00	100,496.41
FANNIE MAE / DAIWA CAPITAL MARKETS															
707867	3/21/14	3/30/16	3135G0VA8	AA+	Aaa	AAA	10,000,000.00	0.5000	0.4927	10,001,470.00	(80.66)	4,305.56	10,001,389.34	10,021,700.00	20,310.66
FREDDIE MAC / CRED SUIS SECURITIES															
652290	5/3/13	5/13/16	3137EADQ9	AA+	Aaa	AAA	20,000,000.00	0.5000	0.3924	20,064,700.00	(21,250.09)	46,666.67	20,043,449.91	20,025,300.00	(18,149.91)
FREDDIE MAC / JEFFERIES & COMPANY															
655818	5/23/13	5/13/16	3137EADQ9	AA+	Aaa	AAA	25,000,000.00	0.5000	0.4529	25,034,700.00	(10,961.31)	58,333.33	25,023,738.69	25,031,625.00	7,886.31
FREDDIE MAC / CRED SUIS SECURITIES															
656027	5/24/13	5/13/16	3137EADQ9	AA+	Aaa	AAA	25,000,000.00	0.5000	0.4628	25,027,375.00	(8,629.91)	58,333.33	25,018,745.09	25,031,625.00	12,879.91
FED HM LN BK BD / BARCLAYS CAPITAL															
653501	5/10/13	6/24/16	3133834R9	AA+	Aaa	AAA	15,000,000.00	0.3750	0.4321	14,973,450.00	8,290.97	19,843.75	14,981,740.97	14,965,650.00	(16,090.97)
FED HM LN BK BD / MORGAN STANLEY															
653744	5/13/13	6/24/16	3133834R9	AA+	Aaa	N.A	10,000,000.00	0.3750	0.4709	9,970,400.00	9,188.94	13,229.17	9,979,588.94	9,977,100.00	(2,488.94)
FED HM LN BK BD / CRED SUIS SECURITIES															
654002	5/14/13	6/24/16	3133834R9	AA+	Aaa	N.A	10,000,000.00	0.3750	0.4700	9,970,700.00	9,077.77	13,229.17	9,979,777.77	9,977,100.00	(2,677.77)
FANNIE MAE / JP MORGAN CHASE & CO															
654742	5/17/13	7/5/16	3135G0XP3	AA+	Aaa	N.A	15,000,000.00	0.3750	0.4861	14,948,250.00	15,781.91	18,125.00	14,964,031.91	14,959,500.00	(4,531.91)
FANNIE MAE / MORGAN STANLEY															
654811	5/20/13	7/5/16	3135G0XP3	AA+	Aaa	N.A	15,000,000.00	0.3750	0.4686	14,956,500.00	13,185.33	18,125.00	14,969,685.33	14,959,500.00	(10,185.33)
FREDDIE MAC / JP MORGAN CHASE & CO															
670678	8/16/13	10/14/16	3137EADS5	AA+	Aaa	AAA	10,000,000.00	0.8750	0.9277	9,983,640.00	3,665.91	4,131.94	9,987,305.91	10,054,950.00	67,644.09

Deal No.	Settle Date	Maturity Date	CUSIP	S&P	Moodys	Fitch	Face Value	Coupon	Purchase Yield	Capital	Capital Accrual	Interest Accrual	Book Value	Market Value *	Unrealized Gain/(Loss)
Issuer / Broker															
UNITED STATES DOLLAR															
Extended Fund															
GOVERNMENT AGENCY															
GOVT AGENCY-FIX-30/360															
FREDDIE MAC / CRED SUIS SECURITIES															
644965	3/25/13	3/8/17	3137EADC0	AA+	Aaa	AAA	25,000,000.00	1.0000	0.7027	25,289,250.00	(80,494.03)	36,805.56	25,208,755.97	25,125,000.00	(83,755.97)
FREDDIE MAC / BNP PARIBAS															
644964	3/25/13	6/29/17	3137EADH9	AA+	Aaa	AAA	10,000,000.00	1.0000	0.7641	10,098,700.00	(25,479.27)	33,888.89	10,073,220.73	10,012,850.00	(60,370.73)
Subtotal for GOVT AGENCY-FIX-30/360:							**1,705,585,000.00**	**0.6065**	**0.3484**	**1,713,359,613.04**	**(4,535,033.32)**	**2,950,098.33**	**1,708,824,579.72**	**1,710,570,162.90**	**1,745,583.18**
GOV'T AGY - CALLABLE															
FREDDIE MAC / BNP PARIBAS															
657329	6/3/13	3/18/15	3134G36G0	AA+	Aaa	AAA	5,000,000.00	0.3500	0.3864	4,996,750.00	3,250.00	2,090.28	5,000,000.00	5,009,650.00	9,650.00
FREDDIE MAC / UBS FINANCIAL SERVICES															
671413	8/21/13	8/21/15	3134G4EL8	AA+	Aaa	AAA	25,000,000.00	0.4500	0.4500	25,000,000.00	0.00	21,875.00	25,000,000.00	25,022,750.00	22,750.00
FREDDIE MAC / CRED SUIS SECURITIES															
646980	4/4/13	9/18/15	3134G36F2	AA+	Aaa	AAA	50,000,000.00	0.4200	0.4241	49,995,000.00	5,000.00	25,083.33	50,000,000.00	50,093,000.00	93,000.00
FREDDIE MAC / UBS FINANCIAL SERVICES															
614801	9/25/12	9/25/15	3134G3L24	AA+	Aaa	N.A	10,000,000.00	0.5000	0.5000	10,000,000.00	0.00	5,000.00	10,000,000.00	10,036,700.00	36,700.00
FREDDIE MAC / CANTOR FITZGERALD															
670151	8/14/13	9/25/15	3134G3L24	AA+	Aaa	AAA	25,000,000.00	0.5000	0.4928	25,003,750.00	(3,750.00)	12,500.00	25,000,000.00	25,091,750.00	91,750.00
FANNIE MAE / CRED SUIS SECURITIES															
645486	3/27/13	11/6/15	3135G0RS4	AA+	Aaa	AAA	20,000,000.00	0.5000	0.4200	20,041,440.00	(28,199.24)	48,611.11	20,013,240.76	20,032,200.00	18,959.24
FED HM LN BK BD / CASTLE OAK SECURITIES															
713537	4/22/14	12/30/15	3130A0GK0	AA+	Aaa	AAA	7,750,000.00	0.3750	0.3574	7,752,286.25	(82.97)	726.56	7,752,203.28	7,751,550.00	(653.28)
FANNIE MAE / CASTLE OAK SECURITIES															
634551	1/23/13	1/15/16	3135G0TR4	AA+	Aaa	N.A	25,000,000.00	0.6500	0.4976	25,112,500.00	(72,366.57)	47,847.22	25,040,133.43	25,063,250.00	23,116.57
FREDDIE MAC / CASTLE OAK SECURITIES															
689333	12/5/13	1/28/16	3134G34B3	AA+	Aaa	AAA	45,000,000.00	0.5000	0.4000	45,096,075.00	(33,963.56)	58,125.00	45,062,111.44	45,089,100.00	26,988.56
FED HM LN BK BD / UBS FINANCIAL SERVICES															
711224	4/9/14	3/24/16	3130A1CL0	AA+	Aaa	AAA	27,750,000.00	0.4500	0.4500	27,750,000.00	0.00	7,631.25	27,750,000.00	27,758,325.00	8,325.00
FREDDIE MAC / MORGAN STANLEY															
711797	4/11/14	4/1/16	3134G4YD4	AA+	Aaa	AAA	10,970,000.00	0.5000	0.4745	10,975,485.00	(1,371.25)	3,047.22	10,974,113.75	10,975,814.10	1,700.35
FREDDIE MAC / JEFFERIES & COMPANY															
616638	10/4/12	4/4/16	3134G3L40	AA+	Aaa	AAA	25,000,000.00	0.6000	0.6087	24,992,500.00	7,500.00	11,250.00	25,000,000.00	24,971,500.00	(28,500.00)
FREDDIE MAC / BARCLAYS CAPITAL															
704105	2/28/14	5/27/16	3134G4WC8	AA+	Aaa	AAA	50,000,000.00	0.5000	0.4893	50,012,000.00	(8,494.38)	43,750.00	50,003,505.62	49,950,000.00	(53,505.62)
FANNIE MAE / DAIWA CAPITAL MARKETS															

Deal No.	Settle Date	Maturity Date	CUSIP	S&P	Moodys	Fitch	Face Value	Coupon	Purchase Yield	Capital	Capital Accrual	Interest Accrual	Book Value	Market Value *	Unrealized Gain/(Loss)
Issuer / Broker															
UNITED STATES DOLLAR															
Extended Fund															
GOVERNMENT AGENCY															
GOV'T AGY - CALLABLE															
702449	2/20/14	6/24/16	3136G14E6	AA+	Aaa	AAA	22,000,000.00	0.5100	0.5100	22,000,000.00	0.00	22,128.34	22,000,000.00	21,985,260.00	(14,740.00)
FED HM LN BK BD / RBC															
659073	6/12/13	7/29/16	313381VK8	AA+	Aaa	AAA	16,435,000.00	0.5750	0.8507	16,295,302.50	139,697.50	24,150.32	16,435,000.00	16,414,127.55	(20,872.45)
FREDDIE MAC / BARCLAYS CAPITAL															
712515	4/16/14	8/8/16	3134G4ET1	AA+	Aaa	AAA	20,000,000.00	0.8500	0.7690	20,037,000.00	(4,955.36)	7,083.33	20,032,044.64	20,029,000.00	(3,044.64)
FED FARM CR BK / DAIWA CAPITAL MARKETS															
701018	2/11/14	8/11/16	3133EDF31	AA+	Aaa	AAA	26,200,000.00	0.5700	0.6104	26,173,800.00	11,644.44	33,186.67	26,185,444.44	26,095,200.00	(90,244.44)
FED HM LN BK BD / DAIWA CAPITAL MARKETS															
702116	2/19/14	8/19/16	3130A0S84	AA+	Aaa	AAA	11,850,000.00	0.7500	0.7500	11,850,000.00	0.00	17,775.00	11,850,000.00	11,853,910.50	3,910.50
FREDDIE MAC / GOLDMAN SACHS GROUP INC															
703828	2/27/14	8/19/16	3134G4UL0	AA+	Aaa	AAA	15,390,000.00	0.7000	0.6768	15,398,772.30	(6,846.67)	19,152.00	15,391,925.63	15,389,538.30	(2,387.33)
FED HM LN BK BD / GOLDMAN SACHS GROUP INC															
712744	4/17/14	9/19/16	3130A12X5	AA+	Aaa	AAA	20,250,000.00	0.6500	0.7000	20,225,700.00	5,487.10	5,118.75	20,231,187.10	20,247,975.00	16,787.90
FREDDIE MAC / MORGAN STANLEY															
712740	4/17/14	9/27/16	3134G4YH5	AA+	Aaa	AAA	7,034,000.00	0.7250	0.7022	7,037,868.70	(773.74)	1,983.20	7,037,094.96	7,037,868.70	773.74
FED HM LN BK BD / NOMURA SECURITIES															
710979	4/8/14	9/28/16	3130A1CD8	AA+	Aaa	AAA	50,000,000.00	1.1250	0.7365	50,475,000.00	(20,613.21)	35,937.50	50,454,386.79	50,480,000.00	25,613.21
FED HM LN BK BD / NOMURA SECURITIES															
712741	4/17/14	9/28/16	3130A1CD8	AA+	Aaa	AAA	50,000,000.00	1.1250	0.7305	50,477,500.00	(12,831.09)	21,875.00	50,464,668.91	50,480,000.00	15,331.09
FREDDIE MAC / NOMURA SECURITIES															
712010	4/14/14	10/5/16	3134G3P38	AA+	Aaa	AAA	20,000,000.00	0.7500	0.7234	20,013,000.00	(2,728.40)	7,083.33	20,010,271.60	20,013,000.00	2,728.40
FREDDIE MAC / NOMURA SECURITIES															
712011	4/14/14	10/5/16	3134G3P38	AA+	Aaa	AAA	25,000,000.00	0.7500	0.7234	25,016,250.00	(3,410.49)	8,854.17	25,012,839.51	25,016,250.00	3,410.49
FED HM LN BK BD / MORGAN STANLEY															
704106	2/28/14	11/28/16	3130A0Z45	AA+	Aaa	AAA	36,170,000.00	0.7500	0.7427	36,177,234.00	(5,063.80)	47,473.13	36,172,170.20	36,164,574.50	(7,595.70)
FED HM LN BK BD / CRED SUIS SECURITIES															
704107	2/28/14	11/28/16	3130A0Z45	AA+	Aaa	AAA	40,000,000.00	0.7500	0.7501	40,000,000.00	0.00	52,500.00	40,000,000.00	39,994,000.00	(6,000.00)
FED HM LN BK BD / CRED SUIS SECURITIES															
704119	2/28/14	11/28/16	3130A0YW4	AA+	Aaa	AAA	38,875,000.00	0.7000	0.7001	38,875,000.00	0.00	47,621.88	38,875,000.00	38,766,150.00	(108,850.00)
FANNIE MAE / CANTOR FITZGERALD															
671412	8/21/13	8/21/17	3136G1SV2	AA+	Aaa	AAA	25,000,000.00	2.0000	1.6465	25,340,750.00	(236,631.94)	97,222.22	25,104,118.06	25,144,000.00	39,881.94
FANNIE MAE / RBC															
633778	1/17/13	9/20/17	3135G0PP2	AA+	Aaa	N.A	50,000,000.00	1.0000	0.9441	50,127,500.00	(127,500.00)	56,944.44	50,000,000.00	49,731,000.00	(269,000.00)

Deal No.	Settle Date	Maturity Date	CUSIP	S&P	Moodys	Fitch	Face Value	Coupon	Purchase Yield	Capital	Capital Accrual	Interest Accrual	Book Value	Market Value *	Unrealized Gain/(Loss)
Issuer / Broker															
UNITED STATES DOLLAR															
Extended Fund															
GOVERNMENT AGENCY															
GOV'T AGY - CALLABLE															
FANNIE MAE / RBC															
637076	2/6/13	9/20/17	3135G0PP2	AA+	Aaa	AAA	22,597,000.00	1.0000	1.0133	22,583,441.80	13,558.20	25,735.47	22,597,000.00	22,475,428.14	(121,571.86)
Subtotal for GOV'T AGY - CALLABLE:							**823,271,000.00**	**0.7347**	**0.6643**	**824,831,905.55**	**(383,445.43)**	**819,361.72**	**824,448,460.12**	**824,162,871.79**	**(285,588.33)**
GOV'T AGY - STEP UP															
FREDDIE MAC / NOMURA SECURITIES															
691398	12/17/13	8/8/16	3134G4KF4	AA+	Aaa	AAA	38,750,000.00	0.3750	0.3641	38,761,237.50	(10,679.61)	33,502.61	38,750,557.89	38,761,237.50	10,679.61
FED HM LN BK BD / TDSI															
695512	1/10/14	1/10/17	3130A0KU3	AA+	Aaa	AAA	50,000,000.00	0.5500	0.5500	50,000,000.00	0.00	84,791.67	50,000,000.00	50,010,000.00	10,000.00
FED HM LN BK BD / JEFFERIES & COMPANY															
702451	2/20/14	1/23/17	3130A0JS0	AA+	Aaa	AAA	11,450,000.00	0.5000	0.5003	11,450,000.00	0.00	1,272.22	11,450,000.00	11,457,900.50	7,900.50
FED HM LN BK BD / RBC															
704369	3/3/14	3/3/17	3130A13Q9	AA+	Aaa	AAA	25,000,000.00	0.6250	0.6250	25,000,000.00	0.00	25,173.61	25,000,000.00	24,980,500.00	(19,500.00)
FED HM LN BK BD / RBC															
704375	3/3/14	3/3/17	3130A13Q9	AA+	Aaa	AAA	50,000,000.00	0.6250	0.6250	50,000,000.00	0.00	50,347.22	50,000,000.00	49,961,000.00	(39,000.00)
FANNIE MAE / RBC															
592169	5/23/12	5/23/17	3136G0GW5	AA+	Aaa	AAA	50,000,000.00	0.8500	0.7893	50,148,500.00	(143,962.50)	186,527.78	50,004,537.50	50,206,900.00	202,362.50
FANNIE MAE / DAIWA CAPITAL MARKETS															
703307	2/25/14	8/22/17	3136G0XJ5	AA+	Aaa	AAA	14,950,000.00	1.0000	0.9285	14,986,657.40	(13,668.86)	27,408.33	14,972,988.54	14,942,525.00	(30,463.54)
FANNIE MAE / DAIWA CAPITAL MARKETS															
706126	3/12/14	10/17/17	3136G0Q20	AA+	Aaa	AAA	50,000,000.00	0.7500	0.7683	49,967,500.00	32,500.00	14,583.33	50,000,000.00	49,990,000.00	(10,000.00)
FANNIE MAE / JEFFERIES & COMPANY															
648221	4/11/13	4/11/18	3136G1JT7	AA+	Aaa	AAA	50,000,000.00	0.7500	0.7541	49,990,000.00	10,000.00	20,833.33	50,000,000.00	49,373,500.00	(626,500.00)
FED HM LN BK BD / CANTOR FITZGERALD															
655520	5/22/13	5/22/18	313382Z63	AA+	Aaa	N.A	50,000,000.00	0.5000	0.5000	50,000,000.00	0.00	110,416.67	50,000,000.00	49,634,000.00	(366,000.00)
Subtotal for GOV'T AGY - STEP UP:							**390,150,000.00**	**0.6461**	**0.6374**	**390,303,894.90**	**(125,810.97)**	**554,856.77**	**390,178,083.93**	**389,317,563.00**	**(860,520.93)**
Subtotal for GOVERNMENT AGENCY:							**3,006,756,000.00**	**0.6291**	**0.4655**	**3,016,161,757.60**	**(5,044,289.72)**	**4,333,125.77**	**3,011,126,276.83**	**3,011,698,449.40**	**572,172.57**
MEDIUM TERM NOTES															
MEDIUM TERM NOTE															
MICROSOFT CORP / WELLS FARGO BANK															
455034	5/13/10	6/1/14	594918AB0	AAA	Aaa	AA+	10,000,000.00	2.9500	2.1560	10,306,300.00	(299,997.53)	122,916.67	10,006,302.47	10,029,200.00	22,897.53
MICROSOFT CORP / WELLS FARGO BANK															
458212	6/1/10	6/1/14	594918AB0	AAA	Aaa	AA+	15,000,000.00	2.9500	2.0000	15,545,182.04	(533,824.08)	184,375.00	15,011,357.96	15,043,800.00	32,442.04

Deal No.	Settle Date	Maturity Date	CUSIP	S&P	Moodys	Fitch	Face Value	Coupon	Purchase Yield	Capital	Capital Accrual	Interest Accrual	Book Value	Market Value *	Unrealized Gain/(Loss)
Issuer / Broker															
UNITED STATES DOLLAR															
Extended Fund															
MEDIUM TERM NOTES															
MEDIUM TERM NOTE															
MICROSOFT CORP / CRED SUIS SECURITIES															
588559	5/3/12	6/1/14	594918AB0	AA+	Aaa	AAA	15,339,000.00	2.9500	0.4581	16,128,498.33	(757,833.96)	188,541.88	15,370,664.37	15,383,789.88	13,125.51
WAL-MART STORES INC / BNP PARIBAS															
662547	7/2/13	7/8/15	931142CT8	AA	Aa2	AA	19,341,000.00	2.2500	0.6693	19,952,369.01	(251,789.72)	136,595.81	19,700,579.29	19,807,118.10	106,538.81
MICROSOFT CORP / BNP PARIBAS															
667181	7/30/13	9/25/15	594918AG9	AAA	Aaa	AA+	7,347,000.00	1.6250	0.4890	7,525,495.37	(62,415.80)	11,938.88	7,463,079.57	7,488,062.40	24,982.83
WAL-MART STORES INC / BNP PARIBAS															
661817	6/27/13	10/25/15	931142CX9	AA	Aa2	AA	12,000,000.00	1.5000	0.7540	12,206,136.00	(74,779.65)	3,000.00	12,131,356.35	12,219,960.00	88,603.65
WAL-MART STORES INC / BNP PARIBAS															
661818	6/27/13	10/25/15	931142CX9	AA	Aa2	AA	22,450,000.00	1.5000	0.7540	22,835,646.10	(139,900.26)	5,612.50	22,695,745.84	22,861,508.50	165,762.66
WAL-MART STORES INC / CRED SUIS SECURITIES															
668434	8/5/13	10/25/15	931142CX9	AA	Aa2	AA	10,000,000.00	1.5000	0.5425	10,211,200.00	(70,224.00)	2,500.00	10,140,976.00	10,183,300.00	42,324.00
WAL-MART STORES INC / MORGAN STANLEY															
647978	4/11/13	4/11/16	931142DE0	AA	Aa2	AA	7,000,000.00	0.6000	0.6239	6,995,030.00	1,748.70	2,333.33	6,996,778.70	7,031,850.00	35,071.30
JOHNSON & JOHNSON / UBS FINANCIAL SERVICES															
647696	4/9/13	5/15/16	478160AY0	AAA	Aaa	AAA	10,000,000.00	2.1500	0.5218	10,500,000.00	(171,146.95)	99,138.89	10,328,853.05	10,369,100.00	40,246.95
JOHNSON & JOHNSON / BNP PARIBAS															
652282	5/3/13	5/15/16	478160AY0	AAA	Aaa	AAA	16,600,000.00	2.1500	0.4861	17,430,664.00	(272,323.91)	164,570.56	17,158,340.09	17,212,706.00	54,365.91
JOHNSON & JOHNSON / BNP PARIBAS															
653503	5/10/13	5/15/16	478160AY0	AAA	Aaa	AAA	10,000,000.00	2.1500	0.5204	10,486,680.00	(157,442.10)	99,138.89	10,329,237.90	10,369,100.00	39,862.10
JOHNSON & JOHNSON / BNP PARIBAS															
654001	5/14/13	5/15/16	478160AY0	AAA	Aaa	AAA	10,000,000.00	2.1500	0.5212	10,484,670.00	(155,578.62)	99,138.89	10,329,091.38	10,369,100.00	40,008.62
JOHNSON & JOHNSON / BNP PARIBAS															
654750	5/17/13	5/15/16	478160AY0	AAA	Aaa	AAA	10,000,000.00	2.1500	0.5665	10,469,500.00	(149,821.89)	99,138.89	10,319,678.11	10,369,100.00	49,421.89
JOHNSON & JOHNSON / BNP PARIBAS															
655819	5/23/13	5/15/16	478160AY0	AAA	Aaa	AAA	2,497,000.00	2.1500	0.5725	2,613,135.47	(36,617.34)	24,754.98	2,576,518.13	2,589,164.27	12,646.14
JOHNSON & JOHNSON / BNP PARIBAS															
657328	6/3/13	5/15/16	478160AY0	AAA	Aaa	AAA	10,000,000.00	2.1500	0.6532	10,436,600.00	(134,844.44)	99,138.89	10,301,755.56	10,369,100.00	67,344.44
CHEVRON CORP / BARCLAYS CAPITAL															
660960	6/24/13	6/24/16	166764AC4	AA	Aa1	AA	5,000,000.00	0.8890	0.8890	5,000,000.00	0.00	15,680.97	5,000,000.00	5,037,150.00	37,150.00
CHEVRON CORP / RBC															
661236	6/25/13	6/24/16	166764AC4	AA	Aa1	AA	5,000,000.00	0.8890	0.8318	5,008,450.00	(2,396.39)	15,680.97	5,006,053.61	5,037,150.00	31,096.39
Subtotal for MEDIUM TERM NOTE:							**197,574,000.00**	**2.0386**	**0.7938**	**204,135,556.32**	**(3,269,187.94)**	**1,374,196.00**	**200,866,368.38**	**201,770,259.15**	**903,890.77**

Deal No.	Settle Date	Maturity Date	CUSIP	S&P	Moodys	Fitch	Face Value	Coupon	Purchase Yield	Capital	Capital Accrual	Interest Accrual	Book Value	Market Value *	Unrealized Gain/(Loss)
Issuer / Broker															
UNITED STATES DOLLAR															
Extended Fund															
Subtotal for MEDIUM TERM NOTES:							**197,574,000.00**	**2.0386**	**0.7938**	**204,135,556.32**	**(3,269,187.94)**	**1,374,196.00**	**200,866,368.38**	**201,770,259.15**	**903,890.77**
MUNICIPAL DEBT															
ORANGE COUNTY POB 2014A															
COUNTY OF ORANGE / COUNTY OF ORANGE															
696086	1/14/14	8/1/14	68428LDA9	AA-			10,000,000.00	0.6500	0.6500	10,000,000.00	0.00	19,319.44	10,000,000.00	10,004,300.00	4,300.00
COUNTY OF ORANGE / COUNTY OF ORANGE															
696087	1/14/14	11/3/14	68428LDB7	AA-			85,000,000.00	0.6800	0.6801	85,000,000.00	0.00	171,794.44	85,000,000.00	85,087,550.00	87,550.00
COUNTY OF ORANGE / COUNTY OF ORANGE															
696088	1/14/14	2/2/15	68428LDC5	AA-			85,000,000.00	0.7500	0.7499	85,000,000.00	0.00	189,479.17	85,000,000.00	85,169,150.00	169,150.00
COUNTY OF ORANGE / COUNTY OF ORANGE															
696089	1/14/14	5/1/15	68428LDD3	AA-			85,000,000.00	0.8000	0.8001	85,000,000.00	0.00	202,111.11	85,000,000.00	85,241,400.00	241,400.00
COUNTY OF ORANGE / COUNTY OF ORANGE															
696090	1/14/14	6/30/15	68428LDE1	AA-			60,405,000.00	0.8300	0.8300	60,405,000.00	0.00	149,015.78	60,405,000.00	60,619,437.75	214,437.75
Subtotal for ORANGE COUNTY POB 2014A:							**325,405,000.00**	**0.7566**	**0.7566**	**325,405,000.00**	**0.00**	**731,719.94**	**325,405,000.00**	**326,121,837.75**	**716,837.75**
Subtotal for MUNICIPAL DEBT:							**325,405,000.00**	**0.7566**	**0.7566**	**325,405,000.00**	**0.00**	**731,719.94**	**325,405,000.00**	**326,121,837.75**	**716,837.75**
TREASURIES															
TREASURY BILL															
US TREASURY N/B / NOMURA SECURITIES															
715140	4/30/14	5/1/14	912796BE8	AA+	Aaa	AAA	46,950,000.00		0.0060	46,949,992.18	0.00	7.82	46,949,992.18	46,949,996.71	4.53
Subtotal for TREASURY BILL:							**46,950,000.00**	**0.0000**	**0.0060**	**46,949,992.18**	**0.00**	**7.82**	**46,949,992.18**	**46,949,996.71**	**4.53**
TREASURY BOND															
US TREASURY N/B / BARCLAY CAPITAL															
611983	9/10/12	8/31/14	912828TL4	AA+	Aaa	AAA	15,000,000.00	0.2500	0.2719	14,993,554.69	5,353.19	6,420.95	14,998,907.88	15,009,960.90	11,053.02
US TREASURY N/B / JEFFERIES & COMPANY															
607916	8/17/12	2/15/15	912828SE1	AA+	Aaa	AAA	10,000,000.00	0.2500	0.3634	9,971,875.00	19,181.74	5,179.56	9,991,056.74	10,012,890.60	21,833.86
US TREASURY N/B / DEUTSCHE															
676837	9/23/13	2/15/15	912828SE1	AA+	Aaa	AAA	12,000,000.00	0.2500	0.2051	12,007,500.00	(3,235.29)	6,215.47	12,004,264.71	12,015,468.72	11,204.01
US TREASURY N/B / GOLDMAN SACHS GROUP INC															
691407	12/17/13	2/15/15	912828SE1	AA+	Aaa	AAA	50,000,000.00	0.2500	0.1928	50,033,203.13	(10,546.88)	25,897.79	50,022,656.25	50,064,453.00	41,796.75
US TREASURY N/B / TD SECURITIES															
691408	12/17/13	2/15/15	912828SE1	AA+	Aaa	AAA	50,000,000.00	0.2500	0.1928	50,033,203.13	(10,546.88)	25,897.79	50,022,656.25	50,064,453.00	41,796.75
US TREASURY N/B / RBS GREENWICH CAPITAL															
682574	10/25/13	5/15/15	912828SU5	AA+	Aaa	AAA	15,350,000.00	0.2500	0.2425	15,351,798.83	(596.44)	17,703.38	15,351,202.39	15,372,185.51	20,983.12
US TREASURY N/B / GREENWICH															

Deal No.	Settle Date	Maturity Date	CUSIP	S&P	Moodys	Fitch	Face Value	Coupon	Purchase Yield	Capital	Capital Accrual	Interest Accrual	Book Value	Market Value *	Unrealized Gain/(Loss)
Issuer / Broker															
UNITED STATES DOLLAR															
Extended Fund															
TREASURIES															
TREASURY BOND															
683656	10/31/13	5/31/15	912828NF3				50,000,000.00	2.1250	0.2522	51,482,421.88	(467,592.34)	445,181.56	51,014,829.54	51,084,961.00	70,131.46
US TREASURY N/B / JP MORGAN CHASE & CO															
713549	4/22/14	6/30/15	912828VH0	AA+	Aaa	AAA	50,000,000.00	0.3750	0.1448	50,136,718.75	(2,835.18)	4,635.99	50,133,883.57	50,140,625.00	6,741.43
US TREASURY N/B / RBS GREENWICH CAPITAL															
713555	4/22/14	6/30/15	912828VH0	AA+	Aaa	AAA	50,000,000.00	0.3750	0.1416	50,138,671.88	(2,875.68)	4,635.99	50,135,796.20	50,140,625.00	4,828.80
US TREASURY N/B / DEUTSCHE															
703598	2/26/14	8/31/15	912828VU1	AA+	Aaa	AAA	15,000,000.00	0.3750	0.2043	15,038,671.88	(4,491.83)	9,633.98	15,034,180.05	15,041,601.60	7,421.55
US TREASURY N/B / CRED SUIS SECURITIES															
656550	5/29/13	9/15/15	912828TP5	AA+	Aaa	AAA	13,000,000.00	0.2500	0.3491	12,970,546.88	11,830.40	4,150.82	12,982,377.28	13,012,695.28	30,318.00
US TREASURY N/B / BARCLAYS CAPITAL															
662139	6/28/13	9/15/15	912828TP5	AA+	Aaa	AAA	15,000,000.00	0.2500	0.4416	14,936,718.75	24,014.02	4,789.40	14,960,732.77	15,014,648.40	53,915.63
US TREASURY N/B / DEUTSCHE															
675627	9/16/13	9/15/15	912828TP5	AA+	Aaa	AAA	20,000,000.00	0.2500	0.4092	19,936,718.75	19,704.86	6,385.87	19,956,423.61	20,019,531.20	63,107.59
US TREASURY N/B / BARCLAYS CAPITAL															
707634	3/20/14	10/31/15	912828WB2	AA+	Aaa	AAA	50,000,000.00	0.2500	0.3204	49,943,359.38	4,032.04	341.53	49,947,391.42	50,027,344.00	79,952.58
US TREASURY N/B / BARCLAYS CAPITAL															
713553	4/22/14	11/30/15	912828A26	AA+	Aaa	AAA	50,000,000.00	0.2500	0.2646	49,988,281.25	179.67	3,090.66	49,988,460.92	50,007,812.50	19,351.58
US TREASURY N/B / CITIGROUP GLOBAL MARKETS															
667931	8/1/13	12/15/15	912828UC2	AA+	Aaa	AAA	10,000,000.00	0.2500	0.4522	9,952,343.75	15,023.28	9,409.34	9,967,367.03	9,998,046.90	30,679.87
US TREASURY N/B / BARCLAYS CAPITAL															
673705	9/5/13	12/15/15	912828UC2	AA+	Aaa	AAA	25,000,000.00	0.2500	0.5891	24,808,593.75	54,819.12	23,523.35	24,863,412.87	24,995,117.25	131,704.38
US TREASURY N/B / BARCLAYS CAPITAL															
675628	9/16/13	12/15/15	912828UC2	AA+	Aaa	AAA	15,000,000.00	0.2500	0.5602	14,896,289.06	28,710.22	14,114.01	14,924,999.28	14,997,070.35	72,071.07
US TREASURY N/B / NOMURA SECURITIES															
709493	3/31/14	12/31/15	912828A67	AA+	Aaa	AAA	25,000,000.00	0.2500	0.3395	24,960,937.50	1,892.09	5,322.80	24,962,829.59	24,991,699.25	28,869.66
US TREASURY N/B / BARCLAYS CAPITAL															
710251	4/3/14	12/31/15	912828A67	AA+	Aaa	AAA	25,000,000.00	0.2500	0.3399	24,960,937.50	1,717.03	4,807.69	24,962,654.53	24,991,699.25	29,044.72
US TREASURY N/B / BARCLAYS CAPITAL															
710252	4/3/14	12/31/15	912828A67	AA+	Aaa	AAA	40,000,000.00	0.2500	0.3444	39,934,375.00	2,884.62	7,692.31	39,937,259.62	39,986,718.80	49,459.18
US TREASURY N/B / TDSI															
709198	3/28/14	2/29/16	912828B82	AA+	Aaa	AAA	40,000,000.00	0.2500	0.4112	39,876,562.50	5,969.95	9,239.13	39,882,532.45	39,939,843.60	57,311.15
US TREASURY N/B / BANK OF AMERICA															
710978	4/8/14	2/29/16	912828B82	AA+	Aaa	AAA	40,000,000.00	0.2500	0.3618	39,915,625.00	2,804.37	6,250.00	39,918,429.37	39,939,843.60	21,414.23

Deal No.	Settle Date	Maturity Date	CUSIP	S&P	Moodys	Fitch	Face Value	Coupon	Purchase Yield	Capital	Capital Accrual	Interest Accrual	Book Value	Market Value *	Unrealized Gain/(Loss)
Issuer / Broker															
UNITED STATES DOLLAR															
Extended Fund															
TREASURIES															
TREASURY BOND															
US TREASURY N/B / NOMURA SECURITIES															
707633	3/20/14	3/15/16	912828US7	AA+	Aaa	AAA	25,000,000.00	0.3750	0.4462	24,964,843.75	2,033.83	10,699.73	24,966,877.58	25,008,789.00	41,911.42
US TREASURY N/B / CITIGROUP GLOBAL MARKETS															
710977	4/8/14	3/31/16	912828C40	AA+	Aaa	AAA	42,400,000.00	0.3750	0.3988	42,380,125.00	632.26	9,937.50	42,380,757.26	42,395,039.20	14,281.94
US TREASURY N/B / DEUTSCHE															
713551	4/22/14	3/31/16	912828C40	AA+	Aaa	AAA	50,000,000.00	0.3750	0.3892	49,986,328.13	173.55	4,585.60	49,986,501.68	49,994,150.00	7,648.32
US TREASURY N/B / NOMURA SECURITIES															
708938	3/27/14	4/15/16	912828UW8	AA+	Aaa	AAA	22,300,000.00	0.2500	0.4760	22,197,210.94	4,796.82	2,437.16	22,202,007.76	22,238,152.29	36,144.53
US TREASURY N/B / DEUTSCHE															
710967	4/8/14	4/15/16	912828UW8	AA+	Aaa	AAA	25,000,000.00	0.2500	0.4231	24,913,085.94	2,708.70	2,732.24	24,915,794.64	24,930,664.00	14,869.36
US TREASURY N/B / MORGAN STANLEY															
710968	4/8/14	4/15/16	912828UW8	AA+	Aaa	AAA	25,000,000.00	0.2500	0.4211	24,914,062.50	2,678.27	2,732.24	24,916,740.77	24,930,664.00	13,923.23
US TREASURY N/B / NOMURA SECURITIES															
710976	4/8/14	4/15/16	912828UW8	AA+	Aaa	AAA	50,000,000.00	0.2500	0.4211	49,828,125.00	5,356.54	5,464.48	49,833,481.54	49,861,328.00	27,846.46
US TREASURY N/B / BARCLAYS CAPITAL															
713545	4/22/14	5/15/16	912828VC1	AA+	Aaa	AAA	50,000,000.00	0.2500	0.4594	49,785,156.25	2,564.45	3,107.74	49,787,720.70	49,816,406.50	28,685.80
US TREASURY N/B / DEUTSCHE															
713546	4/22/14	5/15/16	912828VC1	AA+	Aaa	AAA	24,750,000.00	0.2500	0.4575	24,644,619.14	1,257.86	1,538.33	24,645,877.00	24,659,121.22	13,244.22
US TREASURY N/B / JEFFERIES & COMPANY															
693754	12/31/13	6/30/16	912828QR4	AA+	Aaa	AAA	27,500,000.00	1.5000	0.5521	28,145,605.47	(85,655.99)	137,122.25	28,059,949.48	28,099,414.20	39,464.72
US TREASURY N/B / CITIGROUP GLOBAL MARKETS															
692230	12/20/13	7/15/16	912828VL1	AA+	Aaa	AAA	50,000,000.00	0.6250	0.5453	50,101,562.50	(14,292.38)	91,505.52	50,087,270.12	50,128,906.50	41,636.38
US TREASURY N/B / DAIWA CAPITAL MARKETS															
697666	1/23/14	8/31/16	912828RF9	AA+	Aaa	AAA	20,000,000.00	1.0000	0.5657	20,168,750.00	(17,389.59)	34,254.14	20,151,360.41	20,200,000.00	48,639.59
US TREASURY N/B / BARCLAYS CAPITAL															
702988	2/24/14	9/30/16	912828RJ1	AA+	Aaa	AAA	25,000,000.00	1.0000	0.5719	25,275,390.63	(19,152.56)	21,174.86	25,256,238.07	25,238,281.25	(17,956.82)
US TREASURY N/B / JEFFERIES & COMPANY															
705123	3/6/14	9/30/16	912828RJ1	AA+	Aaa	AAA	50,000,000.00	1.0000	0.5430	50,582,031.25	(34,711.13)	42,349.73	50,547,320.12	50,476,562.50	(70,757.62)
US TREASURY N/B / DAIWA CAPITAL MARKETS															
705392	3/7/14	9/30/16	912828RJ1	AA+	Aaa	AAA	50,000,000.00	1.0000	0.5685	50,548,828.13	(32,180.75)	42,349.73	50,516,647.38	50,476,562.50	(40,084.88)
US TREASURY N/B / DAIWA CAPITAL MARKETS															
700770	2/10/14	10/31/16	912828RM4	AA+	Aaa	AAA	25,000,000.00	1.0000	0.5565	25,298,828.13	(24,050.55)	679.35	25,274,777.58	25,217,773.50	(57,004.08)
US TREASURY N/B / DAIWA CAPITAL MARKETS															

ORANGE COUNTY TREASURER-TAX COLLECTOR

Run Date: 01-May-2014 10:58 am
Print Date: 01-May-2014
As at date: 01-May-2014

Investment Inventory with Market Value by Entity & Instrument
Extended Fund, County and Educational Money Market Funds
As of 30-Apr-2014

User: uphan

Deal No.	Settle Date	Maturity Date	CUSIP	S&P	Moodys	Fitch	Face Value	Coupon	Purchase Yield	Capital	Capital Accrual	Interest Accrual	Book Value	Market Value *	Unrealized Gain/(Loss)
Issuer / Broker															
UNITED STATES DOLLAR															
Extended Fund															
TREASURIES															
TREASURY BOND															
700771	2/10/14	10/31/16	912828RM4	AA+	Aaa	AAA	25,000,000.00	1.0000	0.5594	25,296,875.00	(23,893.36)	683.06	25,272,981.64	25,217,773.50	(55,208.14)
US TREASURY N/B / BARCLAYS CAPITAL															
701292	2/13/14	10/31/16	912828RM4				25,000,000.00	1.0000	0.5985	25,269,531.25	(20,942.39)	683.06	25,248,588.86	25,217,773.50	(30,815.36)
US TREASURY N/B / BARCLAYS CAPITAL															
702989	2/24/14	10/31/16	912828RM4	AA+	Aaa	AAA	25,000,000.00	1.0000	0.6072	25,260,742.19	(17,560.19)	679.35	25,243,182.00	25,217,773.50	(25,408.50)
US TREASURY N/B / NOMURA SECURITIES															
705616	3/10/14	10/31/16	912828RM4	AA+	Aaa	AAA	50,000,000.00	1.0000	0.6565	50,449,218.75	(24,181.55)	1,366.12	50,425,037.20	50,435,547.00	10,509.80
US TREASURY N/B / CITIGROUP GLOBAL MARKETS															
705863	3/11/14	10/31/16	912828RM4	AA+	Aaa	AAA	20,000,000.00	1.0000	0.6546	20,180,468.75	(9,537.73)	546.45	20,170,931.02	20,174,218.80	3,287.78
US TREASURY N/B / BARCLAYS CAPITAL															
701295	2/13/14	1/31/17	912828SC5	AA+	Aaa	AAA	25,000,000.00	0.8750	0.7082	25,122,070.31	(8,679.05)	46,529.70	25,113,391.26	25,075,195.25	(38,196.01)
US TREASURY N/B / BARCLAYS CAPITAL															
701622	2/14/14	1/31/17	912828SC5	AA+	Aaa	AAA	15,000,000.00	0.8750	0.7001	15,076,757.81	(5,391.49)	27,555.25	15,071,366.32	15,045,117.15	(26,249.17)
US TREASURY N/B / BARCLAYS CAPITAL															
703308	2/25/14	1/31/17	912828SC5	AA+	Aaa	AAA	35,000,000.00	0.8750	0.6929	35,184,570.31	(11,201.75)	54,989.64	35,173,368.56	35,105,273.35	(68,095.21)
US TREASURY N/B / BARCLAYS CAPITAL															
693010	12/26/13	2/28/17	912828SJ0	AA+	Aaa	AAA	30,000,000.00	0.8750	0.8962	29,980,078.13	2,163.93	44,958.56	29,982,242.06	30,058,593.90	76,351.84
US TREASURY N/B / DAIWA CAPITAL MARKETS															
703600	2/26/14	2/28/17	912828SJ0	AA+	Aaa	AAA	35,000,000.00	0.8750	0.7249	35,155,859.38	(9,084.70)	52,451.66	35,146,774.68	35,068,359.55	(78,415.13)
US TREASURY N/B / RBS GREENWICH CAPITAL															
705862	3/11/14	2/28/17	912828SJ0	AA+	Aaa	AAA	30,000,000.00	0.8750	0.8016	30,064,453.13	(3,029.59)	36,379.08	30,061,423.54	30,058,593.90	(2,829.64)
US TREASURY N/B / BARCLAYS CAPITAL															
691409	12/17/13	3/31/17	912828SM3	AA+	Aaa	AAA	50,000,000.00	1.0000	0.7984	50,326,171.88	(36,694.34)	42,349.73	50,289,477.54	50,224,609.50	(64,868.04)
US TREASURY N/B / BARCLAYS CAPITAL															
691410	12/17/13	3/31/17	912828SM3	AA+	Aaa	AAA	50,000,000.00	1.0000	0.7984	50,326,171.88	(36,694.34)	42,349.73	50,289,477.54	50,224,609.50	(64,868.04)
US TREASURY N/B / MORGAN STANLEY															
691926	12/19/13	3/31/17	912828SM3	AA+	Aaa	AAA	30,000,000.00	1.0000	0.8499	30,145,312.50	(16,132.36)	26,086.96	30,129,180.14	30,134,765.70	5,585.56
Subtotal for TREASURY BOND:							**1,692,300,000.00**	**0.6140**	**0.4712**	**1,697,841,742.27**	**(730,693.50)**	**1,440,798.32**	**1,697,111,048.77**	**1,697,799,313.46**	**688,264.69**
Subtotal for TREASURIES:							**1,739,250,000.00**	**0.5974**	**0.4586**	**1,744,791,734.45**	**(730,693.50)**	**1,440,806.14**	**1,744,061,040.95**	**1,744,749,310.18**	**688,269.23**
Total Extended Fund :							**5,268,985,000.00**	**0.6793**	**0.4935**	**5,290,494,048.37**	**(9,044,171.16)**	**7,879,847.85**	**5,281,458,686.16**	**5,284,339,856.48**	**2,881,170.32**
Net Asset Value (NAV):															**1.000546**
Total Investments:							**7,534,876,585.07**	**0.6128**	**0.3741**	**7,560,895,406.37**	**(11,695,687.66)**	**9,910,773.14**	**7,549,263,181.52**	**7,552,322,542.53**	**3,059,361.01**

ORANGE COUNTY TREASURER-TAX COLLECTOR

Investment Inventory with Market Value by Entity & Instrument

Extended Fund, County and Educational Money Market Funds

As of 30-Apr-2014

Deal No.	Settle Date	Maturity Date	CUSIP	S&P	Moodys	Fitch	Face Value	Coupon	Purchase Yield	Capital	Capital Accrual	Interest Accrual	Book Value	Market Value *	Unrealized Gain/(Loss)

Issuer / Broker

Report Parameters
Deals [Settlement Date] <= 30-Apr-2014
Deals [Entity Name] include list County Money Mkt Fnd, Educational Money Mkt Fnd, Extended Fund
Bank Accounts [Account Name] include list GOLDMAN SACHS - COUNTY MMF, GOLDMAN SACHS - EDUCATION...
Market values provided by Bloomberg & Northern Trust.

ORANGE COUNTY TREASURER-TAX COLLECTOR

Investment Inventory with Market Value by Entity & Instrument

John Wayne Airport Investment Pool/Non-Pooled Investments

As of 30-Apr-2014

Deal No.	Settle Date	Maturity Date	CUSIP	S&P	Moodys	Fitch	Face Value	Coupon	Purchase Yield	Capital	Capital Accrual	Interest Accrual	Book Value	Market Value *	Unrealized Gain/(Loss)
Issuer / Broker															
UNITED STATES DOLLAR															
15B-Housing 99A & 99B															
GOVERNMENT AGENCY															
MBS PASSTHROUGH															
GINNIE MAE /															
383458	4/20/14	9/20/29	36210RYF1	AA+	Aaa	AAA	97,602.19	6.2500	6.2500	97,602.19	0.00	186.39	97,602.19	109,091.92	11,489.73
Subtotal for MBS PASSTHROUGH:							**97,602.19**	**6.2500**	**6.2500**	**97,602.19**	**0.00**	**186.39**	**97,602.19**	**109,091.92**	**11,489.73**
Subtotal for GOVERNMENT AGENCY:							**97,602.19**	**6.2500**	**6.2500**	**97,602.19**	**0.00**	**186.39**	**97,602.19**	**109,091.92**	**11,489.73**
Total 15B-Housing 99A & 99B :							**97,602.19**	**6.2500**	**6.2500**	**97,602.19**	**0.00**	**186.39**	**97,602.19**	**109,091.92**	**11,489.73**
Net Asset Value (NAV):															**1.117720**
283-John Wayne Airport															
FUNDS															
GOLDMAN SACHS - JWA MMF															
	5/1/14			AAAm	AAA-mf		226.62		0.0100	226.62	0.00	0.00	226.62	226.62	0.00
INVESCO STIC GOVERNMENT & AGENCY															
	5/1/14			AAAm	AAA-mf	AAAmmf	711.34		0.0200	711.34	0.00	0.00	711.34	711.34	0.00
MORGAN STANLEY GOVT 8302-JWA MMF															
	5/1/14			AAAm	Aaa		1,731,746.11		0.0400	1,731,746.11	0.00	0.00	1,731,746.11	1,731,746.11	0.00
Subtotal for FUNDS:							**1,732,684.07**		**0.0400**	**1,732,684.07**	**0.00**	**0.00**	**1,732,684.07**	**1,732,684.07**	**0.00**
CERTIFICATES OF DEPOSIT															
YANKEE CD															
TORONTO DOMINION BANK NY / TDSI															
700046	2/5/14	2/26/15	89112TGK4	A-1+	P-1	F1+	2,000,000.00	0.5500	0.3300	2,004,682.94	(1,031.22)	2,597.22	2,003,651.72	1,999,540.00	(4,111.72)
Subtotal for YANKEE CD:							**2,000,000.00**	**0.5500**	**0.3300**	**2,004,682.94**	**(1,031.22)**	**2,597.22**	**2,003,651.72**	**1,999,540.00**	**(4,111.72)**
YANKEE CD FLOATER															
ROYAL BANK OF CANADA NY / RBC															
660957	6/24/13	6/24/14	78009NNK8	AA-	Aa3	F1+	1,000,000.00	0.2623	0.2655	1,000,000.00	0.00	51.00	1,000,000.00	999,970.80	(29.20)
ROYAL BANK OF CANADA NY / CRED SUIS SECURITIES															
702448	2/20/14	10/10/14	78009NPQ3	AA-	Aa3	AA	1,000,000.00	0.2800	0.2078	1,000,321.00	(96.85)	163.33	1,000,224.15	1,000,430.00	205.85
Subtotal for YANKEE CD FLOATER:							**2,000,000.00**	**0.2711**	**0.2367**	**2,000,321.00**	**(96.85)**	**214.33**	**2,000,224.15**	**2,000,400.80**	**176.65**
Subtotal for CERTIFICATES OF DEPOSIT:							**4,000,000.00**	**0.4106**	**0.2833**	**4,005,003.94**	**(1,128.07)**	**2,811.55**	**4,003,875.87**	**3,999,940.80**	**(3,935.07)**
GOVERNMENT AGENCY															
DISCOUNT NOTES															
FREDDIE DISCOUNT / NOMURA SECURITIES															

ORANGE COUNTY TREASURER-TAX COLLECTOR

Investment Inventory with Market Value by Entity & Instrument

John Wayne Airport Investment Pool/Non-Pooled Investments

As of 30-Apr-2014

Deal No.	Settle Date	Maturity Date	CUSIP	S&P	Moodys	Fitch	Face Value	Coupon	Purchase Yield	Capital	Capital Accrual	Interest Accrual	Book Value	Market Value *	Unrealized Gain/(Loss)
Issuer / Broker															
UNITED STATES DOLLAR															
283-John Wayne Airport															
GOVERNMENT AGENCY															
DISCOUNT NOTES															
703821	2/27/14	5/14/14	313397WU1	AA+	Aaa	AAA	550,000.00		0.0800	549,907.11	0.00	77.00	549,984.11	549,991.39	7.28
FHLB DISC CORP / BANK OF AMERICA															
705868	3/11/14	5/16/14	313385WW2	AA+	Aaa	AAA	800,000.00		0.0700	799,897.33	0.00	79.34	799,976.67	799,989.60	12.93
FNMA DISCOUNT / NOMURA SECURITIES															
713248	4/21/14	5/21/14	313589XB4	AA+	Aaa	AAA	275,000.00		0.1000	274,977.08	0.00	7.64	274,984.72	274,995.33	10.61
FNMA DISCOUNT / NOMURA SECURITIES															
713247	4/21/14	6/2/14	313589XP3	AA+	Aaa	AAA	340,000.00		0.1000	339,960.33	0.00	9.45	339,969.78	339,990.82	21.04
FNMA DISCOUNT / NOMURA SECURITIES															
708668	3/26/14	6/4/14	313589XR9	AA+	Aaa	AAA	900,000.00		0.0800	899,860.00	0.00	72.00	899,932.00	899,955.99	23.99
FNMA DISCOUNT / NOMURA SECURITIES															
712514	4/16/14	6/11/14	313589XY4	AA+	Aaa	AAA	400,000.00		0.1200	399,925.33	0.00	20.00	399,945.33	399,986.40	41.07
FREDDIE DISCOUNT / NOMURA SECURITIES															
712737	4/17/14	6/16/14	313397YD7	AA+	Aaa	AAA	600,000.00		0.1000	599,900.00	0.00	23.33	599,923.33	599,953.13	29.80
FHLB DISC CORP / NOMURA SECURITIES															
708940	3/27/14	6/18/14	313385YF7	AA+	Aaa	AAA	700,000.00		0.0800	699,870.89	0.00	54.44	699,925.33	699,972.00	46.67
FHLB DISC CORP / NOMURA SECURITIES															
709496	3/31/14	6/18/14	313385YF7	AA+	Aaa	AAA	1,000,000.00		0.0800	999,824.44	0.00	68.89	999,893.33	999,960.00	66.67
FHLB DISC CORP / NOMURA SECURITIES															
712513	4/16/14	7/2/14	313385YV2	AA+	Aaa	AAA	1,546,000.00		0.1050	1,545,652.79	0.00	67.64	1,545,720.43	1,545,893.33	172.90
FHLB DISC CORP / NOMURA SECURITIES															
708119	3/24/14	7/9/14	313385ZC3	AA+	Aaa	AAA	700,000.00		0.1000	699,791.94	0.00	73.89	699,865.83	699,946.10	80.27
FHLB DISC CORP / NOMURA SECURITIES															
712017	4/14/14	7/16/14	313385ZK5	AA+	Aaa	AAA	200,000.00		0.1150	199,940.58	0.00	10.86	199,951.44	199,983.20	31.76
FHLB DISC CORP / NOMURA SECURITIES															
701841	2/18/14	7/18/14	313385ZM1	AA+	Aaa	AAA	500,000.00		0.0950	499,802.09	0.00	95.00	499,897.09	499,956.50	59.41
FHLB DISC CORP / NOMURA SECURITIES															
712016	4/14/14	7/18/14	313385ZM1	AA+	Aaa	AAA	470,000.00		0.1050	469,869.77	0.00	23.30	469,893.07	469,959.11	66.04
FNMA DISCOUNT / DEUTSCHE															
705869	3/11/14	7/23/14	313589ZS5	AA+	Aaa	AAA	706,000.00		0.1000	705,737.21	0.00	100.02	705,837.23	705,935.05	97.82
FNMA DISCOUNT / NOMURA SECURITIES															
708664	3/26/14	7/30/14	313589ZZ9	AA+	Aaa	AAA	500,000.00		0.1100	499,807.50	0.00	55.00	499,862.50	499,922.76	60.26
FHLB DISC CORP / BARCLAYS CAPITAL															
708120	3/24/14	8/1/14	313385A30	AA+	Aaa	AAA	520,000.00		0.1100	519,793.44	0.00	60.38	519,853.82	519,946.96	93.14

ORANGE COUNTY TREASURER-TAX COLLECTOR

Investment Inventory with Market Value by Entity & Instrument

John Wayne Airport Investment Pool/Non-Pooled Investments

As of 30-Apr-2014

Deal No.	Settle Date	Maturity Date	CUSIP	S&P	Moodys	Fitch	Face Value	Coupon	Purchase Yield	Capital	Capital Accrual	Interest Accrual	Book Value	Market Value *	Unrealized Gain/(Loss)
Issuer / Broker															
UNITED STATES DOLLAR															
283-John Wayne Airport															
GOVERNMENT AGENCY															
DISCOUNT NOTES															
FED FARM CR BK / JEFFERIES & COMPANY															
712015	4/14/14	11/3/14	313313M96	AA+	Aaa	AAA	300,000.00		0.1350	299,771.63	0.00	19.12	299,790.75	299,849.93	59.18
Subtotal for DISCOUNT NOTES:							**11,007,000.00**	**0.0000**	**0.0957**	**11,004,289.46**	**0.00**	**917.30**	**11,005,206.76**	**11,006,187.60**	**980.84**
GOVT AGENCY-FIX-30/360															
FED HM LN BK BD / TDSI															
701297	2/13/14	5/28/14	313373JR4	AA+	Aaa	AAA	2,000,000.00	1.3750	0.1133	2,007,362.00	(5,468.91)	5,958.33	2,001,893.09	2,002,080.00	186.91
FED HM LN BK BD / NOMURA SECURITIES															
707864	3/21/14	5/28/14	313373JR4	AA+	Aaa	AAA	820,000.00	1.3750	0.1273	821,899.94	(1,134.29)	1,252.78	820,765.65	820,852.80	87.15
FED FARM CR BK / FTN FINANCIAL															
683922	11/1/13	6/5/14	31331XC26	AA+	Aaa	AAA	325,000.00	5.2500	0.2019	334,741.23	(8,193.56)	6,919.79	326,547.67	327,694.25	1,146.58
FED HM LN BK BD / NOMURA SECURITIES															
697337	1/22/14	6/18/14	3133X7FK5	AA+	Aaa	AAA	400,000.00	5.2500	0.1341	408,292.00	(5,622.66)	5,775.00	402,669.34	402,708.00	38.66
FANNIE MAE / DEUTSCHE															
709706	4/1/14	6/27/14	3135G0BJ1	AA+	Aaa	AAA	1,016,000.00	1.1250	0.0821	1,018,527.81	(881.79)	952.50	1,017,646.02	1,017,747.52	101.50
FED FARM CR BK / FTN FINANCIAL															
697099	1/21/14	7/7/14	31331GZY8	AA+	Aaa	AAA	150,000.00	3.0800	0.1500	152,024.40	(1,219.52)	1,283.33	150,804.88	150,858.00	53.12
FED FARM CR BK / FTN FINANCIAL															
697098	1/21/14	7/28/14	31331VED4	AA+	Aaa	AAA	165,000.00	4.8000	0.1510	168,981.45	(2,129.12)	2,046.00	166,852.33	166,851.30	(1.03)
FREDDIE MAC / JP MORGAN CHASE & CO															
665866	7/22/13	8/20/14	3134G2UA8	AA+	Aaa	AAA	250,000.00	1.0000	0.1928	252,171.50	(1,561.47)	493.06	250,610.03	250,757.50	147.47
FREDDIE MAC / MORGAN STANLEY															
714839	4/29/14	8/27/14	3137EACV9	AA+	Aaa	AAA	805,000.00	1.0000	0.0740	807,439.15	(41.34)	44.72	807,397.81	807,479.40	81.59
FANNIE MAE / DEUTSCHE															
669676	8/12/13	9/8/14	31398A3G5	AA+	Aaa	AAA	405,000.00	1.5000	0.2013	410,630.72	(3,778.13)	894.38	406,852.59	407,138.40	285.81
FED HM LN BK BD / DEUTSCHE															
690407	12/11/13	9/12/14	3133XLWM1	AA+	Aaa	AAA	215,000.00	5.2500	0.1800	223,195.80	(4,233.99)	1,536.35	218,961.81	219,044.15	82.34
FED HM LN BK BD / JP MORGAN CHASE & CO															
713249	4/21/14	9/26/14	3130A02Z2	AA+	Aaa	AAA	470,000.00	0.1800	0.1000	470,157.92	(10.19)	23.50	470,147.73	470,159.80	12.07
FANNIE MAE / MORGAN STANLEY															
714840	4/29/14	10/15/14	31359MWJ8	AA+	Aaa	AAA	533,000.00	4.6250	0.0951	544,123.71	(134.02)	136.95	543,989.69	543,974.47	(15.22)
FANNIE MAE / BNP PARIBAS															
712013	4/14/14	11/20/14	31398AZV7	AA+	Aaa	AAA	503,000.00	2.6250	0.1070	510,594.71	(597.73)	623.51	509,996.98	510,047.03	50.05
FANNIE MAE / BARCLAYS CAPITAL															

ORANGE COUNTY TREASURER-TAX COLLECTOR

Investment Inventory with Market Value by Entity & Instrument

John Wayne Airport Investment Pool/Non-Pooled Investments

As of 30-Apr-2014

Deal No.	Settle Date	Maturity Date	CUSIP	S&P	Moodys	Fitch	Face Value	Coupon	Purchase Yield	Capital	Capital Accrual	Interest Accrual	Book Value	Market Value *	Unrealized Gain/(Loss)
Issuer / Broker															
UNITED STATES DOLLAR															
283-John Wayne Airport															
GOVERNMENT AGENCY															
GOVT AGENCY-FIX-30/360															
712014	4/14/14	11/20/14	31398AZV7	AA+	Aaa	AAA	151,000.00	2.6250	0.1018	153,284.63	(179.81)	187.18	153,104.82	153,115.51	10.69
FREDDIE MAC / NOMURA SECURITIES															
710005	4/2/14	1/15/15	3134A4UX0	AA+	Aaa	AAA	200,000.00	4.5000	0.1675	206,803.80	(697.21)	725.00	206,106.59	206,192.00	85.41
FED HM LN BK BD / UBS FINANCIAL SERVICES															
713786	4/23/14	2/20/15	313381YP4	AA+	Aaa	AAA	170,000.00	0.2500	0.1632	170,121.55	(3.27)	9.44	170,118.28	170,164.90	46.62
Subtotal for GOVT AGENCY-FIX-30/360:							**8,578,000.00**	**2.1078**	**0.1209**	**8,660,352.32**	**(35,887.01)**	**28,861.82**	**8,624,465.31**	**8,626,865.03**	**2,399.72**
GOVT AGENCY-FLOAT-ACT/360															
FED HM LN BK BD / JP MORGAN CHASE & CO															
703309	2/25/14	5/1/14	313382WF6	AA+	Aaa	AAA	700,000.00	0.0920	0.0916	700,004.20	(4.20)	0.00	700,000.00	700,014.00	14.00
FED FARM CR BK / DAIWA CAPITAL MARKETS															
707355	3/19/14	5/5/14	3133ECGY4	AA+	Aaa	AAA	1,315,000.00	0.1053	0.0733	1,315,054.86	(50.19)	100.00	1,315,004.67	1,315,052.60	47.93
FED FARM CR BK / DEUTSCHE															
667933	8/1/13	6/13/14	31331K2T6	AA+	Aaa	AAA	2,000,000.00	0.3500	0.0906	2,004,220.00	(3,645.76)	952.78	2,000,574.24	2,000,920.00	345.76
FANNIE MAE / CITIGROUP GLOBAL MARKETS															
715130	4/30/14	6/20/14	3135G0MH3	AA+	Aaa	AAA	1,000,000.00	0.1320	0.0458	1,000,119.78	(2.35)	3.67	1,000,117.43	1,000,120.00	2.57
FANNIE MAE / BARCLAYS CAPITAL															
670153	8/14/13	6/23/14	3135G0BQ5	AA+	Aaa	AAA	700,000.00	0.3600	0.1509	701,262.80	(1,048.97)	273.00	700,213.83	700,357.00	143.17
FED HM LN BK BD / JP MORGAN CHASE & CO															
706885	3/17/14	8/15/14	313380DP9	AA+	Aaa	AAA	1,000,000.00	0.1350	0.0845	1,000,209.00	(62.28)	60.00	1,000,146.72	1,000,210.00	63.28
FANNIE MAE / JP MORGAN CHASE & CO															
709497	3/31/14	8/25/14	3136FRX32	AA+	Aaa	AAA	2,750,000.00	0.3600	0.0553	2,753,239.50	(683.16)	870.58	2,752,556.34	2,752,970.00	413.66
FED FARM CR BK / JP MORGAN CHASE & CO															
707133	3/18/14	8/27/14	31331K4K3	AA+	Aaa	AAA	1,000,000.00	0.1618	0.0816	1,000,366.00	(99.41)	17.98	1,000,266.59	1,000,300.00	33.41
FED FARM CR BK / UBS FINANCIAL SERVICES															
714843	4/29/14	9/30/14	31331KA83	AA+	Aaa	AAA	500,000.00	0.3200	0.0959	500,468.00	(6.08)	8.92	500,461.92	500,470.00	8.08
Subtotal for GOVT AGENCY-FLOAT-ACT/360:							**10,965,000.00**	**0.2493**	**0.0784**	**10,974,944.14**	**(5,602.40)**	**2,286.93**	**10,969,341.74**	**10,970,413.60**	**1,071.86**
GOVT AGENCY-FLOAT-ACT/ACT															
FED FARM CR BK / CASTLE OAK SECURITIES															
706359	3/13/14	7/16/14	3133EAXQ6	AA+	Aaa	AAA	3,700,000.00	0.1900	0.0801	3,701,779.70	(697.64)	289.70	3,701,082.06	3,701,776.00	693.94
Subtotal for GOVT AGENCY-FLOAT-ACT/ACT:							**3,700,000.00**	**0.1900**	**0.0801**	**3,701,779.70**	**(697.64)**	**289.70**	**3,701,082.06**	**3,701,776.00**	**693.94**
GOVT AGENCY-ZERO COUPON															

ORANGE COUNTY TREASURER-TAX COLLECTOR

Investment Inventory with Market Value by Entity & Instrument

John Wayne Airport Investment Pool/Non-Pooled Investments

As of 30-Apr-2014

Deal No.	Settle Date	Maturity Date	CUSIP	S&P	Moodys	Fitch	Face Value	Coupon	Purchase Yield	Capital	Capital Accrual	Interest Accrual	Book Value	Market Value *	Unrealized Gain/(Loss)
Issuer / Broker															
UNITED STATES DOLLAR															
283-John Wayne Airport															
GOVERNMENT AGENCY															
GOVT AGENCY-ZERO COUPON															
FANNIE MAE / JEFFERIES & COMPANY															
703833	2/27/14	7/5/14	313586QR3	AA+	Aaa	AAA	714,000.00		0.1523	713,613.46	193.27	0.00	713,806.73	713,885.76	79.03
FREDDIE MAC / BARCLAYS CAPITAL															
697900	1/14/14	7/15/14	3134A4VT8	AA+	Aaa	AAA	350,000.00		0.1399	349,753.95	145.45	0.00	349,899.40	349,919.50	20.10
Subtotal for GOVT AGENCY-ZERO COUPON:							**1,064,000.00**	**0.0000**	**0.1483**	**1,063,367.41**	**338.72**	**0.00**	**1,063,706.13**	**1,063,805.26**	**99.13**
Subtotal for GOVERNMENT AGENCY:							**35,314,000.00**	**0.6093**	**0.0964**	**35,404,733.03**	**(41,848.33)**	**32,355.75**	**35,363,802.00**	**35,369,047.49**	**5,245.49**
MEDIUM TERM NOTES															
MED TERM NOTE FLOAT FDIC															
BERKSHIRE HATHAWAY INC / BARCLAYS CAPITAL															
708125	3/24/14	8/15/14	084670BA5	AA	Aa2	A+	100,000.00	0.9358	0.2026	100,297.24	(78.44)	98.78	100,218.80	100,211.00	(7.80)
Subtotal for MED TERM NOTE FLOAT FDIC:							**100,000.00**	**0.9358**	**0.2026**	**100,297.24**	**(78.44)**	**98.78**	**100,218.80**	**100,211.00**	**(7.80)**
MEDIUM TERM NOTE															
JOHNSON & JOHNSON / BNP PARIBAS															
652739	5/7/13	5/15/14	478160AX2	AAA	Aaa	AAA	2,000,000.00	1.2000	0.2431	2,019,526.00	(18,783.16)	11,066.67	2,000,742.84	2,000,800.00	57.16
WAL-MART STORES INC / MORGAN STANLEY															
664660	7/15/13	5/15/14	931142CQ4	AA	Aa2	AA	326,000.00	3.2000	0.2630	333,964.18	(7,592.52)	4,810.31	326,371.66	327,910.36	1,538.70
WAL-MART STORES INC / CASTLE OAK SECURITIES															
682579	10/25/13	5/15/14	931142CQ4	AA	Aa2	AA	1,000,000.00	3.2000	0.1731	1,016,800.00	(15,624.00)	14,755.56	1,001,176.00	1,005,860.00	4,684.00
WAL-MART STORES INC / CASTLE OAK SECURITIES															
684634	11/6/13	5/15/14	931142CQ4	AA	Aa2	AA	150,000.00	3.2000	0.2012	152,359.05	(2,184.31)	2,213.33	150,174.74	150,879.00	704.26
WAL-MART STORES INC / MORGAN STANLEY															
687999	11/26/13	5/15/14	931142CQ4	AA	Aa2	AA	500,000.00	3.2000	0.1799	507,080.00	(6,493.49)	6,888.89	500,586.51	502,930.00	2,343.49
JOHNSON & JOHNSON / BNP PARIBAS															
688594	12/2/13	5/15/14	478160AX2	AAA	Aaa	AAA	30,000.00	1.2000	0.2502	30,128.64	(117.59)	149.00	30,011.05	30,012.00	0.95
MICROSOFT CORP / BNP PARIBAS															
660061	6/18/13	6/1/14	594918AB0	AA+	Aaa	AAA	300,000.00	2.9500	0.2755	307,629.00	(6,961.74)	3,687.50	300,667.26	300,876.00	208.74
MICROSOFT CORP / BARCLAYS CAPITAL															
662337	7/1/13	6/1/14	594918AB0	AAA	Aaa	AA+	800,000.00	2.9500	0.3052	819,352.00	(17,592.73)	9,833.33	801,759.27	802,336.00	576.73
MICROSOFT CORP / JP MORGAN CHASE & CO															
679318	10/7/13	6/1/14	594918AB0	AAA	Aaa	AA+	221,000.00	2.9500	0.2671	224,847.61	(3,354.33)	2,716.46	221,493.28	221,645.32	152.04
MICROSOFT CORP / CASTLE OAK SECURITIES															

ORANGE COUNTY TREASURER-TAX COLLECTOR

Investment Inventory with Market Value by Entity & Instrument

John Wayne Airport Investment Pool/Non-Pooled Investments

As of 30-Apr-2014

Deal No.	Settle Date	Maturity Date	CUSIP	S&P	Moodys	Fitch	Face Value	Coupon	Purchase Yield	Capital	Capital Accrual	Interest Accrual	Book Value	Market Value *	Unrealized Gain/(Loss)
Issuer / Broker															
UNITED STATES DOLLAR															
283-John Wayne Airport															
MEDIUM TERM NOTES															
MEDIUM TERM NOTE															
682792	10/28/13	6/1/14	594918AB0	AA+	Aaa	AAA	1,000,000.00	2.9500	0.1737	1,016,410.00	(14,098.73)	12,291.67	1,002,311.27	1,002,920.00	608.73
MICROSOFT CORP / TD SECURITIES															
690837	12/13/13	6/1/14	594918AB0	AA+	Aaa	AAA	27,000.00	2.9500	0.2515	27,339.20	(278.63)	305.33	27,060.57	27,078.84	18.27
MICROSOFT CORP / TD SECURITIES															
696884	1/17/14	6/1/14	594918AB0	AAA	Aaa	AA+	60,000.00	2.9500	0.2579	60,600.00	(465.67)	511.33	60,134.33	60,175.20	40.87
BERKSHIRE HATHAWAY INC / CITIGROUP GLOBAL MARKETS															
697664	1/23/14	7/15/14	084664AM3	AA	Aa2	A+	1,000,000.00	5.1000	0.1801	1,023,480.00	(13,378.14)	13,883.34	1,010,101.86	1,014,030.00	3,928.14
BERKSHIRE HATHAWAY INC / TDSI															
701298	2/13/14	2/11/15	084670AV0	AA	Aa2	A+	200,000.00	3.2000	0.3344	205,685.20	(1,238.67)	1,386.66	204,446.53	204,444.00	(2.53)
BERKSHIRE HATHAWAY INC / CRED SUIS SECURITIES															
705384	3/7/14	2/11/15	084670AV0	AA	Aa2	A+	500,000.00	3.2000	0.2597	513,614.00	(2,201.07)	2,400.00	511,412.93	511,110.00	(302.93)
BERKSHIRE HATHAWAY INC / CRED SUIS SECURITIES															
706675	3/14/14	2/11/15	084670AV0	AA	Aa2	A+	500,000.00	3.2000	0.2553	513,349.00	(1,918.66)	2,088.89	511,430.34	511,110.00	(320.34)
Subtotal for MEDIUM TERM NOTE:							**8,614,000.00**	**2.8794**	**0.2274**	**8,772,163.88**	**(112,283.44)**	**88,988.27**	**8,659,880.44**	**8,674,116.72**	**14,236.28**
Subtotal for MEDIUM TERM NOTES:							**8,714,000.00**	**2.8571**	**0.2271**	**8,872,461.12**	**(112,361.88)**	**89,087.05**	**8,760,099.24**	**8,774,327.72**	**14,228.48**
Total 283-John Wayne Airport :							**49,760,684.07**	**0.9657**	**0.1323**	**50,014,882.16**	**(155,338.28)**	**124,254.35**	**49,860,461.18**	**49,876,000.08**	**15,538.90**
Net Asset Value (NAV):															**1.000312**
505-Foothill Rnch 87-4 DS															
REPURCHASE AGREEMENTS															
BAYERISCHE LANDESBK-REPO															
BAYERISCHE LANDESBK GIRO /															
26091	7/24/97	8/15/19		AA+	Aaa	AAA	1,081,500.00	6.2000	0.0000	1,081,500.00	0.00	14,341.89	1,081,500.00	1,081,500.00	0.00
Subtotal for BAYERISCHE LANDESBK-REPO:							**1,081,500.00**	**6.2000**	**0.0000**	**1,081,500.00**	**0.00**	**14,341.89**	**1,081,500.00**	**1,081,500.00**	**0.00**
Subtotal for REPURCHASE AGREEMENTS:							**1,081,500.00**	**6.2000**	**0.0000**	**1,081,500.00**	**0.00**	**14,341.89**	**1,081,500.00**	**1,081,500.00**	**0.00**
Total 505-Foothill Rnch 87-4 DS :							**1,081,500.00**	**6.2000**	**0.0000**	**1,081,500.00**	**0.00**	**14,341.89**	**1,081,500.00**	**1,081,500.00**	**0.00**
Net Asset Value (NAV):															**1.000000**
529-Ladera CFD 04-1 Const															
FUNDS															
GS FIN TAX FREE-LAD04															

ORANGE COUNTY TREASURER-TAX COLLECTOR

Investment Inventory with Market Value by Entity & Instrument

John Wayne Airport Investment Pool/Non-Pooled Investments

As of 30-Apr-2014

Deal No.	Settle Date	Maturity Date	CUSIP	S&P	Moodys	Fitch	Face Value	Coupon	Purchase Yield	Capital	Capital Accrual	Interest Accrual	Book Value	Market Value *	Unrealized Gain/(Loss)
Issuer / Broker															
UNITED STATES DOLLAR															
529-Ladera CFD 04-1 Const															
FUNDS															
	5/1/14			AAAm	AAA-mf		20,852,501.40		0.0061	20,852,501.40	0.00	0.00	20,852,501.40	20,852,501.40	0.00
Subtotal for FUNDS:							**20,852,501.40**		**0.0061**	**20,852,501.40**	**0.00**	**0.00**	**20,852,501.40**	**20,852,501.40**	**0.00**
Total 529-Ladera CFD 04-1 Const :							**20,852,501.40**		**0.0061**	**20,852,501.40**	**0.00**	**0.00**	**20,852,501.40**	**20,852,501.40**	**0.00**
Net Asset Value (NAV):															**1.000000**
Total Investments:							**71,792,287.66**	**0.7713**	**0.1020**	**72,046,485.75**	**(155,338.28)**	**138,782.63**	**71,892,064.77**	**71,919,093.40**	**27,028.63**

Report Parameters

Deals [Settlement Date] <= 30-Apr-2014
Deals [Entity Name] include list 15B-Housing 99A & 99B, 283-John Wayne Airport, 505-Foothill Rnch 87-4 D, 529-Ladera CFD 04-1 Const
Market values provided by Bloomberg & Northern Trust

COUNTY OF ORANGE
CEO / PUBLIC FINANCE DEPARTMENT
INVENTORY OF INVESTMENTS WITH TRUSTEES
April 30, 2014

	TRUSTEE	INVESTMENT TYPE	PURCHASE DATE	MATURITY DATE	DESCRIPTION	CUSIP #	INTEREST RATE	BOOK VALUE	MARKET VALUE
CERTIFICATES OF PARTICIPATION									
1991 CIVIC CENTER PARKING	U.S. BANK	MONEY MARKET			FEDERATED US TREASURY CASH SS	60934N674	0.01%	$ 2.58	$ 2.58
1991 CIVIC CENTER PARKING	U.S. BANK	US TR STRPD BOND	11/15/96	11/15/18	U.S. TREASURY STRIPPED	912803AP8	0.00%	10,458.00	65,250.50
1991 CIVIC CENTER PARKING	U.S. BANK	US TR STRPD BOND	06/01/95	11/15/18	U.S. TREASURY STRIPPED	912833KT6	0.00%	43,923.12	273,393.54
1991 CIVIC CENTER PARKING	U.S. BANK	US TREASURY BOND	06/01/95	11/15/18	US TREASURY BOND	912810EB0	9.00%	2,558,237.10	2,993,284.06
REDEVELOPMENT AGENCIES									
2001 NDAPP SERIES A	U.S. BANK	MONEY MARKET			FIRST AMERICAN TREAS OBLIGATION FUND CL D	31846V302	0.00%	-	-
2003 SANTA ANA HEIGHTS	U.S. BANK	MONEY MARKET			FIRST AMERICAN PRIME OBLIGATION FUND CL D	31846V708	0.02%	-	-
2014 SANTA ANA HEIGHTS	U.S. BANK	MONEY MARKET			FIRST AMERICAN PRIME OBLIGATION FUND CL Z	31846V625	0.02%	2,290,288.90	2,290,288.90
COMMUNITY FACILITIES DISTRICTS									
1994C/2004A SOCPFA	U.S. BANK	MONEY MARKET			FIRST AMERICAN PRIME OBLIGATION FUND CL D	31846V708	0.02%	13,884,585.45	13,884,585.45
1999 SOCPFA SERIES A	U.S. BANK	MONEY MARKET			FIRST AMERICAN GOVT OBLIGATION FUND CL D	31846V401	0.01%	3,271,524.65	3,271,524.65
2005 SOCPFA SERIES A	U.S. BANK	MONEY MARKET			FIRST AMERICAN GOVT OBLIGATION FUND CL D	31846V401	0.01%	3.25	3.25
2014 SOCPFA SERIES A&B	U.S. BANK	MONEY MARKET			FIRST AMERICAN PRIME OBLIGATION FUND CL Z	31846V625	0.02%	6,693,309.51	6,693,309.51
ASSESSMENT DISTRICTS									
IRVINE COAST	U.S. BANK	MONEY MARKET			FIRST AMERICAN GOVT OBLIGATION FUND CL D	31846V401	0.01%	4,181,797.19	4,181,797.19
IRVINE COAST	U.S. BANK	MONEY MARKET			INVESCO STIT TREASURY PORTFOLIO	825252570	0.01%	620,529.79	620,529.79
NEWPORT COAST - 2003B	U.S. BANK	MONEY MARKET			FIRST AMERICAN GOVT OBLIGATION FUND CL D	31846V401	0.01%	477,037.53	477,037.53
NEWPORT COAST - Group 1	U.S. BANK	MONEY MARKET			FIRST AMERICAN GOVT OBLIGATION FUND CL D	31846V401	0.01%	1,087,781.72	1,087,781.72
NEWPORT COAST - Group 2	U.S. BANK	MONEY MARKET			FIRST AMERICAN GOVT OBLIGATION FUND CL D	31846V401	0.01%	695,694.89	695,694.89
NEWPORT COAST - Group 3	U.S. BANK	MONEY MARKET			FIRST AMERICAN GOVT OBLIGATION FUND CL D	31846V401	0.01%	886,268.09	886,268.09
NEWPORT COAST - Group 4	U.S. BANK	MONEY MARKET			FIRST AMERICAN TREAS OBLIGATION FUND CL D	31846V302	0.00%	451,121.42	451,121.42
1999 REASSESSMENT BONDS (RAD 99-1R)	U.S. BANK	MONEY MARKET			FIRST AMERICAN PRIME OBLIGATION FUND CL D	31846V708	0.02%	112,570.76	112,570.76
1999 REASSESSMENT BONDS (RAD 99-1R)	U.S. BANK	MONEY MARKET			FIRST AMERICAN GOVT OBLIGATION FUND CL D	31846V401	0.01%	862,787.63	862,787.63
2001 REASSESSMENT BONDS (RAD 01-1R)	U.S. BANK	MONEY MARKET			FIRST AMERICAN PRIME OBLIGATION FUND CL D	31846V708	0.02%	15,243.41	15,243.41
2001 REASSESSMENT BONDS (RAD 01-1R)	U.S. BANK	MONEY MARKET			FIRST AMERICAN GOVT OBLIGATION FUND CL D	31846V401	0.01%	453,861.12	453,861.12
REVENUE BONDS									
2012 JUVENILE JUSTICE CENTER	U.S. BANK	MONEY MARKET			US BANK MMKT 5 - CT	9AMMF05B2	0.03%	3,742,623.33	3,742,623.33
2005 LEASE REVENUE REFUNDING BONDS	BNY MELLON	MONEY MARKET			WELLS FARGO ADVANTAGE TREASURY PLUS		0.01%	19,246,358.46	19,246,358.46
2005 LEASE REVENUE REFUNDING BONDS	BNY MELLON	INVEST AGREEMENT	11/22/05	01/17/17	NATIXIS FUNDING CORP.		5.005%	14,906,098.44	14,906,098.44
2006 LEASE REVENUE BONDS (COGEN)	U.S. BANK	MONEY MARKET			GOLDMAN SACHS FIN SQ MMKT	38143H209	0.01%	1,742,056.41	1,742,056.41
PENSION OBLIGATION BONDS (POBs)									
1996A TAXABLE REFUNDING POBs	BNY MELLON	MONEY MARKET			FEDERATED AUTOMATED GOVT CASH RESERVES		0.01%	2,280.52	2,280.52
1996A TAXABLE REFUNDING POBs	BNY MELLON	GOVT SECURITY	06/22/00	09/01/16	FED NATL MTG ASSN DISC NTS	31364KQG8	0.00%	30,470,780.77	63,282,103.70
1997A TAXABLE REFUNDING POBs	BNY MELLON	MONEY MARKET			FEDERATED AUTOMATED GOVT CASH RESERVES		0.01%	2,324.93	2,324.93
1997A TAXABLE REFUNDING POBs	BNY MELLON	GOVT SECURITY	06/22/00	09/01/21	FED NATL MTG ASSN DISC NTS	31364KQH6	0.00%	42,335,324.12	77,882,418.43
2013-14 PREPAID POBs	U.S. BANK	MONEY MARKET			FIRST AMERICAN GOVT OBLIGATION FUND CL Y	31846V203	0.01%	70,127,750.00	70,127,750.00
2014-15 PREPAID POBs	U.S. BANK	MONEY MARKET			FIRST AMERICAN PRIME OBLIGATION FUND CL Z	31846V625	0.02%	-	-
RECOVERY BONDS									
2005A REFUNDING RECOVERY BONDS	BNY MELLON	MONEY MARKET			WELLS FARGO ADVANTAGE TREASURY PLUS		0.01%	24.19	24.19
2005A REFUNDING RECOVERY BONDS	BNY MELLON	INVEST AGREEMENT	10/25/05	06/01/15	NATIXIS FUNDING CORP.		0.08%	16,036,047.81	16,036,047.81
TEETER PLAN									
OBLIGATION NOTES	U.S. BANK	MONEY MARKET			FIRST AMERICAN GOVT OBLIGATION FUND CL Y	31846V203	0.01%	28,542.66	28,542.66

Note: Investment balances with trustee provided by County Executive Office - Public Finance Accounting

COUNTY OF ORANGE
CEO / PUBLIC FINANCE DEPARTMENT
INVENTORY OF INVESTMENTS WITH TRUSTEES
April 30, 2014

	TRUSTEE	INVESTMENT TYPE	PURCHASE DATE	MATURITY DATE	DESCRIPTION	CUSIP #	INTEREST RATE	BOOK VALUE	MARKET VALUE
TOTAL OF INVESTMENTS WITH TRUSTEES								$ 237,237,237.75	$ 306,314,964.87

Note: Investment balances with trustee provided by County Executive Office - Public Finance Accounting

COUNTY OF ORANGE
CEO / PUBLIC FINANCE DEPARTMENT
INVENTORY OF INVESTMENTS WITH TRUSTEES
SUMMARY BY INVESTMENT TYPE
April 30, 2014

DESCRIPTION	PURCHASE DATE	MATURITY DATE	CUSIP #	INTEREST RATE	BOOK VALUE	MARKET VALUE	ACCRUED INTEREST
MONEY MARKET FUNDS							
FEDERATED AUTOMATED GOVT CASH RESERVES				0.01%	$ 4,605.45	$ 4,605.45	$ -
FEDERATED US TREASURY CASH SS				0.01%	2.58	2.58	-
FIRST AMERICAN GOVT OBLIGATION FUND CL D				0.01%	11,916,756.07	11,916,756.07	59.01
FIRST AMERICAN GOVT OBLIGATION FUND CL Y				0.01%	70,156,292.66	70,156,292.66	23.14
FIRST AMERICAN PRIME OBLIGATION FUND CL D				0.02%	14,012,399.62	14,012,399.62	184.54
FIRST AMERICAN PRIME OBLIGATION FUND CL Z				0.02%	8,983,598.41	8,983,598.41	118.33
FIRST AMERICAN TREAS OBLIGATION FUND CL D				0.00%	451,121.42	451,121.42	-
GOLDMAN SACHS FIN SQ MMKT				0.01%	1,742,056.41	1,742,056.41	8.71
INVESCO STIT TREASURY PORTFOLIO				0.01%	620,529.79	620,529.79	4.80
US BANK MMKT 5 -CT				0.03%	3,742,623.33	3,742,623.33	92.28
WELLS FARGO ADVANTAGE TREASURY PLUS				0.01%	19,246,382.65	19,246,382.65	153.85
SUB-TOTAL MONEY MARKET FUNDS					130,876,368.39	130,876,368.39	644.66
INVESTMENT AGREEMENTS							
NATIXIS FUNDING CORP.	10/25/05	06/01/15		0.08%	16,036,047.81	16,036,047.81	4,259.95
NATIXIS FUNDING CORP.	11/22/05	01/17/17		5.005%	14,906,098.44	14,906,098.44	248,683.41
SUB-TOTAL INVESTMENT AGREEMENTS					30,942,146.25	30,942,146.25	252,943.36
US TREASURIES							
U.S. TREASURY BOND	06/01/95	11/15/18	912810EB0	9.00%	2,558,237.10	2,993,284.06	92,771.25
U.S. TREASURY STRIPPED	11/15/96	11/15/18	912803AP8	0.00%	10,458.00	65,250.50	-
U.S. TREASURY STRIPPED	06/01/95	11/15/18	912833KT6	0.00%	43,923.12	273,393.54	-
SUB-TOTAL US TREASURIES					2,612,618.22	3,331,928.10	92,771.25
GOVERNMENT SECURITIES							
FED NATL MTG ASSN DISC NTS	06/22/00	09/01/16	31364KQG8	0.00%	30,470,780.77	63,282,103.70	3,633,366.56
FED NATL MTG ASSN DISC NTS	06/22/00	09/01/21	31364KQH6	0.00%	42,335,324.12	77,882,418.43	3,723,786.96
SUB-TOTAL US GOVERNMENT SECURITIES					72,806,104.89	141,164,522.13	7,357,153.52
TOTAL OF INVESTMENTS WITH TRUSTEES					$ 237,237,237.75	$ 306,314,964.87	$ 7,703,512.79
					-	-	-

Note: Investment balances with trustee provided by County Executive Office - Public Finance Accounting

JOHN WAYNE AIRPORT
INVESTMENT WITH TRUSTEE
FOR THE MONTH ENDED APRIL 2014

Prepared by: Katherine Buranday
Date: 5/5/2014

Trust Officer: Linda Verstuyft
Phone No. (213) 533-8747

Type of Investment / Interest Rate	Maturity	Reserve Fund Market	Reserve Fund Cost	Principal Acct. Market	Principal Acct. Cost	Interest Acct. Market	Interest Acct. Cost	Cost of Issuance Acct. Market	Cost of Issuance Acct. Cost
2009A AIRPORT REVENUE BONDS									
Principal Cash	N/A			0.00	0.00	0.00	0.00		
US Bk Mmkt 5 - Ct (Note 1) Interest Rate: 0.03% 9AMMF05B2		0.00	0.00	1,245,957.25	1,245,957.25	1,064,419.89	1,064,419.89	0.00	0.00
First American Gov't Obligation Fund - Y (Note 2) Interest Rate: 0.01% 31846V203		58,911.09	58,911.09						
U.S. Treasury Note - Rate: 0.25% - Yield: 0.20% Dated: 10/31/2013 Par Value: $4,326,000.00 Premium: $3,054.07 Accrued Int: $886.50 CUSIP: 912828UT5	3/31/2015	4,332,229.44	4,329,054.07						
		$4,391,140.53	$4,387,965.16	$1,245,957.25	$1,245,957.25	$1,064,419.89	$1,064,419.89	$0.00	$0.00
2009B AIRPORT REVENUE BONDS									
US Bk Mmkt 5 - Ct (Note 1) Interest Rate: 0.03% 9AMMF05B2		0.00	0.00	4,583,789.21	4,583,789.21	2,505,008.08	2,505,008.08	0.00	0.00
First American Gov't Obligation Fund - Y (Note 2) Interest Rate: 0.01% 31846V203		122,036.31	122,036.31						
U.S. Treasury Note - Rate: 0.25% - Yield: 0.160% Dated: 5/30/2013 Par Value: $9,399,000.00 Premium: $11,284.25 Accrued Int: $1,926.00 CUSIP: 912828TQ3	9/30/2014	9,406,331.22	9,410,284.25						
		$9,528,367.53	$9,532,320.56	$4,583,789.21	$4,583,789.21	$2,505,008.08	$2,505,008.08	$0.00	$0.00
WELLS FARGO BANK									
Cash - Market Rate and Checking Account (Interest rate is variable)	N/A	$684,237.85	$684,237.85						

(Note 1): US Bank money market deposit account - Interest rate is variable.
(Note 2): 1st American Government Obligation Fund - Y - Interest rate is variable.

County of Orange
Treasurer-Tax Collector's Office
Detail Purchase Transaction Report

Transaction Date From 01-Apr-2014 To 30-Apr-2014
As at : 01-May-2014

Deal	Issuer	Broker	Inst Type	Maturity Date	Trans Date	Trans Type	Coupon/ Yield(%)	Par Value	Cost	Purchased Interest	(Interest) Amort / (Accret) (Gain) / Loss	Settlement
Fund:	**County Money Mkt Fnd**											
709701	FREDDIE DISCOUNT	/JP MORGAN CHASE & CO	AGDN	10/23/2014	4/1/2014	PURC	0.0900 / 0.0900	7,300,000.00	7,296,258.75	0.00	0.00	(7,296,258.75)
709702	FNMA DISCOUNT	/JP MORGAN CHASE & CO	AGDN	6/25/2014	4/1/2014	PURC	0.0550 / 0.0550	10,000,000.00	9,998,701.39	0.00	0.00	(9,998,701.39)
709703	FHLB DISC CORP	/JEFFERIES & COMPANY	AGDN	6/27/2014	4/1/2014	PURC	0.0600 / 0.0600	17,600,000.00	17,597,448.00	0.00	0.00	(17,597,448.00)
709705	FNMA DISCOUNT	/JP MORGAN CHASE & CO	AGDN	6/16/2014	4/1/2014	PURC	0.0500 / 0.0500	23,000,000.00	22,997,572.21	0.00	0.00	(22,997,572.22)
709708	FED FARM CR BK	/DAIWA CAPITAL MARKETS	AGN FLOAT1	3/16/2015	4/1/2014	PURC	0.2300 / 0.1138	38,300,000.00	38,346,698.12	0.00	0.00	(38,346,698.13)
710002	FHLB DISC CORP	/NOMURA SECURITIES	AGDN	4/30/2014	4/2/2014	PURC	0.0400 / 0.0400	40,000,000.00	39,998,755.56	0.00	0.00	(39,998,755.56)
710003	FREDDIE DISCOUNT	/BNP PARIBAS	AGDN	9/29/2014	4/2/2014	PURC	0.0800 / 0.0800	20,000,000.00	19,992,000.00	0.00	0.00	(19,992,000.00)
710004	FED FARM CR BK	/DAIWA CAPITAL MARKETS	AGN FLOAT1	4/2/2015	4/2/2014	PURC	0.1100 / 0.1151	25,000,000.00	24,998,733.75	0.00	0.00	(24,998,733.75)
710245	FREDDIE DISCOUNT	/JP MORGAN CHASE & CO	AGDN	8/13/2014	4/3/2014	PURC	0.0650 / 0.0650	7,700,000.00	7,698,164.83	0.00	0.00	(7,698,164.83)
710246	FREDDIE DISCOUNT	/JP MORGAN CHASE & CO	AGDN	7/1/2014	4/3/2014	PURC	0.0600 / 0.0600	11,700,000.00	11,698,264.50	0.00	0.00	(11,698,264.50)
710247	TORONTO DOMINION BANK NY	/TD SECURITIES	YCD	4/10/2014	4/3/2014	PURC	0.0700 / 0.0700	15,000,000.00	15,000,000.00	0.00	0.00	(15,000,000.00)
710249	FNMA DISCOUNT	/JP MORGAN CHASE & CO	AGDN	6/5/2014	4/3/2014	PURC	0.0500 / 0.0500	41,200,000.00	41,196,395.00	0.00	0.00	(41,196,395.00)

County of Orange
Treasurer-Tax Collector's Office
Detail Purchase Transaction Report

Transaction Date From 01-Apr-2014 To 30-Apr-2014
As at : 01-May-2014

Deal	Issuer	Broker	Inst Type	Maturity Date	Trans Date	Trans Type	Coupon/ Yield(%)	Par Value	Cost	Purchased Interest	(Interest) Amort / (Accret) (Gain) / Loss	Settlement
Fund:	**County Money Mkt Fnd**											
710485	FREDDIE DISCOUNT	/JEFFERIES & COMPANY	AGDN	5/14/2014	4/4/2014	PURC	0.0400 / 0.0400	45,000,000.00	44,998,000.02	0.00	0.00	(44,998,000.00)
710487	US TREASURY N/B	/BARCLAYS CAPITAL	TBILL	4/17/2014	4/4/2014	PURC	0.0355 / 0.0355	50,000,000.00	49,999,359.05	0.00	0.00	(49,999,359.03)
710488	US TREASURY N/B	/BARCLAYS CAPITAL	TBILL	4/17/2014	4/4/2014	PURC	0.0355 / 0.0355	50,000,000.00	49,999,359.05	0.00	0.00	(49,999,359.03)
710489	US TREASURY N/B	/BANK OF AMERICA	TBILL	4/24/2014	4/4/2014	PURC	0.0395 / 0.0395	50,000,000.00	49,998,902.80	0.00	0.00	(49,998,902.78)
710490	US TREASURY N/B	/NOMURA SECURITIES	TBILL	4/24/2014	4/4/2014	PURC	0.0350 / 0.0350	50,000,000.00	49,999,027.80	0.00	0.00	(49,999,027.78)
710491	US TREASURY N/B	/BANK OF AMERICA	TBILL	4/24/2014	4/4/2014	PURC	0.0370 / 0.0370	50,000,000.00	49,998,972.20	0.00	0.00	(49,998,972.22)
710492	US TREASURY N/B	/BARCLAYS CAPITAL	TBILL	4/17/2014	4/4/2014	PURC	0.0355 / 0.0355	50,000,000.00	49,999,359.05	0.00	0.00	(49,999,359.03)
710493	FED HM LN BK BD	/NOMURA SECURITIES	AGN FLOAT1	6/25/2014	4/4/2014	PURC	0.1340 / 0.0647	12,000,000.00	12,002,318.30	0.00	0.00	(12,002,318.31)
710738	FREDDIE MAC	/MORGAN STANLEY	AGNF1	7/30/2014	4/7/2014	PURC	1.0000 / 0.0751	48,000,000.00	48,228,533.33	89,333.33	0.00	(48,228,533.33)
710739	FREDDIE MAC	/NOMURA SECURITIES	AGNF1	7/28/2014	4/7/2014	PURC	3.0000 / 0.0649	50,000,000.00	50,739,750.00	287,500.00	0.00	(50,739,750.00)
710973	WAL-MART STORES INC	/BARCLAYS CAPITAL	MTN	4/15/2014	4/8/2014	PURC	1.6250 / 0.1800	5,000,000.00	5,001,403.45	39,045.14	0.00	(5,040,448.59)
710974	FED HM LN BK BD	/CASTLE OAK SECURITIES	AGNF1	4/22/2014	4/8/2014	PURC	0.1300 / 0.0451	50,000,000.00	50,031,622.20	29,972.22	0.00	(50,031,622.22)
710975	FED HM LN BK BD	/CASTLE OAK SECURITIES	AGNF1	4/22/2014	4/8/2014	PURC	0.1300 / 0.0451	50,000,000.00	50,031,622.20	29,972.22	0.00	(50,031,622.22)

County of Orange
Treasurer-Tax Collector's Office
Detail Purchase Transaction Report

Transaction Date From 01-Apr-2014 To 30-Apr-2014
As at : 01-May-2014

Deal	Issuer	Broker	Inst Type	Maturity Date	Trans Date	Trans Type	Coupon/ Yield(%)	Par Value	Cost	Purchased Interest	(Interest) Amort / (Accret) (Gain) / Loss	Settlement
Fund:	**County Money Mkt Fnd**											
711220	US TREASURY N/B	/JP MORGAN CHASE & CO	TBILL				0.0400 / 0.0400					
				4/24/2014	4/9/2014	PURC		30,000,000.00	29,999,499.99	0.00	0.00	(29,999,500.00)
711221	FED HM LN BK BD	/CASTLE OAK SECURITIES	AGNF1				0.1300 / 0.0452					
				4/22/2014	4/9/2014	PURC		50,000,000.00	50,031,682.80	30,152.78	0.00	(50,031,682.78)
711222	FED HM LN BK BD	/CASTLE OAK SECURITIES	AGNF1				0.1300 / 0.0452					
				4/22/2014	4/9/2014	PURC		50,000,000.00	50,031,682.80	30,152.78	0.00	(50,031,682.78)
711223	FED HM LN BK BD	/CASTLE OAK SECURITIES	AGNF1				0.1300 / 0.0452					
				4/22/2014	4/9/2014	PURC		45,000,000.00	45,028,514.52	27,137.50	0.00	(45,028,514.50)
712018	FREDDIE DISCOUNT	/JP MORGAN CHASE & CO	AGDN				0.0400 / 0.0400					
				4/22/2014	4/14/2014	PURC		6,400,000.00	6,399,943.11	0.00	0.00	(6,399,943.11)
712258	FED FARM CR BK	/JEFFERIES & COMPANY	AGDN				0.0100 / 0.0100					
				4/22/2014	4/15/2014	PURC		50,000,000.00	49,999,902.80	0.00	0.00	(49,999,902.78)
712259	FED FARM CR BK	/JEFFERIES & COMPANY	AGDN				0.0100 / 0.0100					
				4/22/2014	4/15/2014	PURC		50,000,000.00	49,999,902.80	0.00	0.00	(49,999,902.78)
712738	FARM CREDIT DISCOUNT NOTE	/DAIWA CAPITAL MARKETS	AGDN				0.0450 / 0.0450					
				5/8/2014	4/17/2014	PURC		13,348,000.00	13,347,649.62	0.00	0.00	(13,347,649.62)
714017	FHLB DISC CORP	/DAIWA CAPITAL MARKETS	AGDN				0.0475 / 0.0475					
				6/25/2014	4/24/2014	PURC		8,495,000.00	8,494,305.06	0.00	0.00	(8,494,305.06)
714018	FHLB DISC CORP	/RBS GREENWICH CAPITAL	AGDN				0.0370 / 0.0370					
				6/6/2014	4/24/2014	PURC		10,120,000.00	10,119,552.75	0.00	0.00	(10,119,552.75)
715132	US TREASURY N/B	/NOMURA SECURITIES	TBILL				0.0050 / 0.0050					
				5/8/2014	4/30/2014	PURC		15,000,000.00	14,999,983.34	0.00	0.00	(14,999,983.33)
715133	FARM CREDIT DISCOUNT NOTE	/JEFFERIES & COMPANY	AGDN				0.0100 / 0.0100					
				5/6/2014	4/30/2014	PURC		10,000,000.00	9,999,983.33	0.00	0.00	(9,999,983.33)

County of Orange
Treasurer-Tax Collector's Office
Detail Purchase Transaction Report

Transaction Date From 01-Apr-2014 To 30-Apr-2014
As at : 01-May-2014

Deal	Issuer	Broker	Inst Type	Maturity Date	Trans Date	Trans Type	Coupon/ Yield(%)	Par Value	Cost	Purchased Interest	(Interest) Amort / (Accret) (Gain) / Loss	Settlement
Fund:	**County Money Mkt Fnd**											
715134	FHLB DISC CORP	/JEFFERIES & COMPANY	AGDN				0.0200 / 0.0200					
				5/7/2014	4/30/2014	PURC		50,000,000.00	49,999,805.55	0.00	0.00	(49,999,805.56)
					Sub Total:			1,205,163,000.00	1,206,299,630.02	563,265.97	0.00	(1,206,338,675.05)
Fund:	**Extended Fund**											
710251	US TREASURY N/B	/BARCLAYS CAPITAL	TRBD				0.2500 / 0.3399					
				12/31/2015	4/3/2014	PURC		25,000,000.00	24,960,937.50	15,968.41	0.00	(24,976,905.91)
710252	US TREASURY N/B	/BARCLAYS CAPITAL	TRBD				0.2500 / 0.3444					
				12/31/2015	4/3/2014	PURC		40,000,000.00	39,934,375.00	25,549.45	0.00	(39,959,924.45)
710967	US TREASURY N/B	/DEUTSCHE	TRBD				0.2500 / 0.4231					
				4/15/2016	4/8/2014	PURC		25,000,000.00	24,913,085.93	30,048.09	0.00	(24,943,134.02)
710968	US TREASURY N/B	/MORGAN STANLEY	TRBD				0.2500 / 0.4211					
				4/15/2016	4/8/2014	PURC		25,000,000.00	24,914,062.50	30,048.08	0.00	(24,944,110.58)
710976	US TREASURY N/B	/NOMURA SECURITIES	TRBD				0.2500 / 0.4211					
				4/15/2016	4/8/2014	PURC		50,000,000.00	49,828,125.00	60,096.15	0.00	(49,888,221.15)
710977	US TREASURY N/B	/CITIGROUP GLOBAL MARKETS	TRBD				0.3750 / 0.3988					
				3/31/2016	4/8/2014	PURC		42,400,000.00	42,380,125.00	3,456.52	0.00	(42,383,581.52)
710978	US TREASURY N/B	/BANK OF AMERICA	TRBD				0.2500 / 0.3618					
				2/29/2016	4/8/2014	PURC		40,000,000.00	39,915,625.00	10,597.83	0.00	(39,926,222.83)
710979	FED HM LN BK BD	/NOMURA SECURITIES	CALLGOVAGY				1.1250 / 0.7365					
				9/28/2016	4/8/2014	PURC		50,000,000.00	50,490,625.00	15,625.00	0.00	(50,490,625.00)
711224	FED HM LN BK BD	/UBS FINANCIAL SERVICES	CALLGOVAGY				0.4500 / 0.4500					
				3/24/2016	4/9/2014	PURC		27,750,000.00	27,755,203.13	5,203.13	0.00	(27,755,203.13)
711481	FREDDIE MAC	/NOMURA SECURITIES	AGNF1				1.7500 / 0.1941					
				9/10/2015	4/10/2014	PURC		40,000,000.00	40,938,333.32	58,333.33	0.00	(40,938,333.33)
711489	FED HM LN BK BD	/JP MORGAN CHASE & CO	AGNF1				0.2800 / 0.1619					

County of Orange
Treasurer-Tax Collector's Office
Detail Purchase Transaction Report

Transaction Date From 01-Apr-2014 To 30-Apr-2014
As at : 01-May-2014

Deal	Issuer	Broker	Inst Type	Maturity Date	Trans Date	Trans Type	Coupon/ Yield(%)	Par Value	Cost	Purchased Interest	(Interest) Amort / (Accret) (Gain) / Loss	Settlement
Fund:	**Extended Fund**											
711490	FED HM LN BK BD	/JP MORGAN CHASE & CO	AGNF1	7/29/2015	4/10/2014	PURC	0.2800 / 0.1619	20,000,000.00	20,041,764.44	11,044.44	0.00	(20,041,764.44)
711496	FANNIE MAE	/DAIWA CAPITAL MARKETS	AGNF1	7/29/2015	4/10/2014	PURC	0.3500 / 0.1799	50,000,000.00	50,104,411.10	27,611.11	0.00	(50,104,411.11)
711499	US TREASURY N/B	/BARCLAYS CAPITAL	TBILL	8/28/2015	4/10/2014	PURC	0.0405 / 0.0405	40,000,000.00	40,110,315.72	16,333.33	0.00	(40,110,315.73)
711500	US TREASURY N/B	/BARCLAYS CAPITAL	TBILL	4/17/2014	4/10/2014	PURC	0.0405 / 0.0405	50,000,000.00	49,999,606.25	0.00	0.00	(49,999,606.25)
711795	US TREASURY N/B	/GOLDMAN SACHS GROUP INC	TBILL	4/17/2014	4/10/2014	PURC	0.0500 / 0.0500	50,000,000.00	49,999,606.25	0.00	0.00	(49,999,606.25)
711797	FREDDIE MAC	/MORGAN STANLEY	CALLGOVAGY	4/17/2014	4/11/2014	PURC	0.5000 / 0.4745	43,000,000.00	42,999,641.68	0.00	0.00	(42,999,641.67)
712010	FREDDIE MAC	/NOMURA SECURITIES	CALLGOVAGY	4/1/2016	4/11/2014	PURC	0.7500 / 0.7234	10,970,000.00	10,977,008.61	1,523.61	0.00	(10,977,008.61)
712011	FREDDIE MAC	/NOMURA SECURITIES	CALLGOVAGY	10/5/2016	4/14/2014	PURC	0.7500 / 0.7234	20,000,000.00	20,016,750.00	3,750.00	0.00	(20,016,750.00)
712262	FED HM LN BK BD	/NOMURA SECURITIES	AGNF1	10/5/2016	4/14/2014	PURC	0.1300 / 0.1368	25,000,000.00	25,020,937.50	4,687.50	0.00	(25,020,937.50)
712263	FED HM LN BK BD	/NOMURA SECURITIES	AGNF1	4/15/2015	4/15/2014	PURC	0.1300 / 0.1368	50,000,000.00	49,996,589.50	0.00	0.00	(49,996,589.50)
712515	FREDDIE MAC	/BARCLAYS CAPITAL	CALLGOVAGY	4/15/2015	4/15/2014	PURC	0.8500 / 0.7690	50,000,000.00	49,996,589.50	0.00	0.00	(49,996,589.50)
712740	FREDDIE MAC	/MORGAN STANLEY	CALLGOVAGY	8/8/2016	4/16/2014	PURC	0.7250 / 0.7022	20,000,000.00	20,069,111.10	32,111.11	0.00	(20,069,111.11)
				9/27/2016	4/17/2014	PURC		7,034,000.00	7,040,701.84	2,833.14	0.00	(7,040,701.84)

County of Orange
Treasurer-Tax Collector's Office
Detail Purchase Transaction Report

Transaction Date From 01-Apr-2014 To 30-Apr-2014
As at : 01-May-2014

Deal	Issuer	Broker	Inst Type	Maturity Date	Trans Date	Trans Type	Coupon/ Yield(%)	Par Value	Cost	Purchased Interest	(Interest) Amort / (Accret) (Gain) / Loss	Settlement
Fund:	**Extended Fund**											
712741	FED HM LN BK BD	/NOMURA SECURITIES	CALLGOVAGY	9/28/2016	4/17/2014	PURC	1.1250 / 0.7305	50,000,000.00	50,507,187.50	29,687.50	0.00	(50,507,187.50)
712744	FED HM LN BK BD	/GOLDMAN SACHS GROUP INC	CALLGOVAGY	9/19/2016	4/17/2014	PURC	0.6500 / 0.7000	20,250,000.00	20,235,937.51	10,237.50	0.00	(20,235,937.50)
713537	FED HM LN BK BD	/CASTLE OAK SECURITIES	CALLGOVAGY	12/30/2015	4/22/2014	PURC	0.3750 / 0.3574	7,750,000.00	7,761,327.92	9,041.67	0.00	(7,761,327.92)
713544	FED HM LN BK BD	/RBC	CALLGOVAGY	1/30/2017	4/22/2014	PURC	0.9700 / 0.9701	17,195,000.00	17,232,991.41	37,991.40	0.00	(17,232,991.40)
713545	US TREASURY N/B	/BARCLAYS CAPITAL	TRBD	5/15/2016	4/22/2014	PURC	0.2500 / 0.4594	50,000,000.00	49,785,156.25	54,558.01	0.00	(49,839,714.26)
713546	US TREASURY N/B	/DEUTSCHE	TRBD	5/15/2016	4/22/2014	PURC	0.2500 / 0.4575	24,750,000.00	24,644,619.13	27,006.23	0.00	(24,671,625.36)
713549	US TREASURY N/B	/JP MORGAN CHASE & CO	TRBD	6/30/2015	4/22/2014	PURC	0.3750 / 0.1448	50,000,000.00	50,136,718.75	57,692.31	0.00	(50,194,411.06)
713551	US TREASURY N/B	/DEUTSCHE	TRBD	3/31/2016	4/22/2014	PURC	0.3750 / 0.3892	50,000,000.00	49,986,328.10	11,209.27	0.00	(49,997,537.37)
713553	US TREASURY N/B	/BARCLAYS CAPITAL	TRBD	11/30/2015	4/22/2014	PURC	0.2500 / 0.2646	50,000,000.00	49,988,281.25	49,107.14	0.00	(50,037,388.39)
713555	US TREASURY N/B	/RBS GREENWICH CAPITAL	TRBD	6/30/2015	4/22/2014	PURC	0.3750 / 0.1416	50,000,000.00	50,138,671.85	57,692.34	0.00	(50,196,364.19)
714535	FREDDIE DISCOUNT	/BARCLAYS CAPITAL	AGDN	4/24/2015	4/28/2014	PURC	0.1200 / 0.1201	15,750,000.00	15,731,047.51	0.00	0.00	(15,731,047.50)
714841	FREDDIE DISCOUNT	/NOMURA SECURITIES	AGDN	1/21/2015	4/29/2014	PURC	0.0899 / 0.0900	37,000,000.00	36,975,329.95	0.00	0.00	(36,975,329.94)
714842	FHLB DISC CORP	/NOMURA SECURITIES	AGDN	5/2/2014	4/29/2014	PURC	0.0400 / 0.0400	10,000,000.00	9,999,966.67	0.00	0.00	(9,999,966.67)

Deals [Transaction Type] = SE

County of Orange
Treasurer-Tax Collector's Office
Detail Purchase Transaction Report

Transaction Date From 01-Apr-2014 To 30-Apr-2014
As at : 01-May-2014

Deal	Issuer	Broker	Inst Type	Maturity Date	Trans Date	Trans Type	Coupon/ Yield(%)	Par Value	Cost	Purchased Interest	(Interest) Amort / (Accret) (Gain) / Loss	Settlement
Fund:	**Extended Fund**											
715140	US TREASURY N/B	/NOMURA SECURITIES	TBILL				0.0060 / 0.0060					
				5/1/2014	4/30/2014	PURC		46,950,000.00	46,949,992.16	0.00	0.00	(46,949,992.18)
					Sub Total:			**1,280,799,000.00**	**1,282,477,086.82**	**699,043.61**	**0.00**	**(1,282,910,116.67)**
Fund:	**Educational Money Mkt Fnd**											
709700	FREDDIE DISCOUNT	/JP MORGAN CHASE & CO	AGDN				0.0550 / 0.0550					
				7/8/2014	4/1/2014	PURC		10,000,000.00	9,998,502.78	0.00	0.00	(9,998,502.78)
709704	FARM CREDIT DISCOUNT NOTE	/JEFFERIES & COMPANY	AGDN				0.0900 / 0.0900					
				10/31/2014	4/1/2014	PURC		10,000,000.00	9,994,675.00	0.00	0.00	(9,994,675.00)
709997	FREDDIE DISCOUNT	/JEFFERIES & COMPANY	AGDN				0.0600 / 0.0600					
				6/18/2014	4/2/2014	PURC		5,000,000.00	4,999,358.33	0.00	0.00	(4,999,358.33)
709999	TORONTO DOMINION BANK NY	/TDSI	YCD				0.0700 / 0.0700					
				4/9/2014	4/2/2014	PURC		15,000,000.00	15,000,000.00	0.00	0.00	(15,000,000.00)
710486	FREDDIE DISCOUNT	/JEFFERIES & COMPANY	AGDN				0.0400 / 0.0400					
				4/7/2014	4/4/2014	PURC		25,000,000.00	24,999,916.68	0.00	0.00	(24,999,916.67)
711225	FANNIE MAE	/NOMURA SECURITIES	CALLGOVAGY				2.7500 / 2.7389					
				4/16/2019	4/9/2014	PURC		1,000,000.00	1,013,730.28	13,215.28	0.00	(1,013,730.28)
711796	US TREASURY N/B	/UBS FINANCIAL SERVICES	TRBD				1.8750 / 0.0608					
				4/30/2014	4/11/2014	PURC		50,000,000.00	50,047,607.50	419,544.20	0.00	(50,467,151.70)
712019	TORONTO DOMINION BANK NY	/TDSI	YCD				0.2550 / 0.2550					
				4/30/2015	4/14/2014	PURC		15,000,000.00	15,000,000.00	0.00	0.00	(15,000,000.00)
712261	US TREASURY N/B	/BARCLAYS CAPITAL	TRBD				0.2500 / 0.0406					
				4/30/2014	4/15/2014	PURC		50,000,000.00	50,004,345.00	57,320.44	0.00	(50,061,665.44)
713244	FREDDIE DISCOUNT	/BANK OF AMERICA	AGDN				0.0500 / 0.0500					
				6/18/2014	4/21/2014	PURC		5,000,000.00	4,999,597.22	0.00	0.00	(4,999,597.22)

Deals [Transaction Type] = SE

County of Orange
Treasurer-Tax Collector's Office
Detail Purchase Transaction Report

Transaction Date From 01-Apr-2014 To 30-Apr-2014
As at : 01-May-2014

Deal	Issuer	Broker	Inst Type	Maturity Date	Trans Date	Trans Type	Coupon/ Yield(%)	Par Value	Cost	Purchased Interest	(Interest) Amort / (Accret) (Gain) / Loss	Settlement
Fund:	**Educational Money Mkt Fnd**											
713245	FNMA DISCOUNT	/DAIWA CAPITAL MARKETS	AGDN				0.0550 / 0.0550					
				7/2/2014	4/21/2014	PURC		5,429,000.00	5,428,402.81	0.00	0.00	(5,428,402.81)
713246	FNMA DISCOUNT	/BANK OF AMERICA	AGDN				0.0450 / 0.0450					
				6/2/2014	4/21/2014	PURC		5,000,000.00	4,999,737.50	0.00	0.00	(4,999,737.50)
713532	FREDDIE DISCOUNT	/BARCLAYS CAPITAL	AGDN				0.0700 / 0.0700					
				10/24/2014	4/22/2014	PURC		23,900,000.00	23,891,402.64	0.00	0.00	(23,891,402.64)
713533	FNMA DISCOUNT	/CITIGROUP GLOBAL MARKETS	AGDN				0.0800 / 0.0800					
				12/2/2014	4/22/2014	PURC		25,000,000.00	24,987,555.55	0.00	0.00	(24,987,555.56)
713535	FED FARM CR BK	/BNP PARIBAS	AGNF1				1.9000 / 0.0500					
				6/2/2014	4/22/2014	PURC		10,000,000.00	10,094,425.19	73,888.89	0.00	(10,094,425.19)
713536	FHLB DISC CORP	/BANK OF AMERICA	AGDN				0.0400 / 0.0400					
				5/14/2014	4/22/2014	PURC		15,000,000.00	14,999,633.33	0.00	0.00	(14,999,633.33)
713538	FHLB DISC CORP	/JEFFERIES & COMPANY	AGDN				0.0500 / 0.0500					
				5/29/2014	4/22/2014	PURC		20,000,000.00	19,998,972.22	0.00	0.00	(19,998,972.22)
713539	FHLB DISC CORP	/JEFFERIES & COMPANY	AGDN				0.0500 / 0.0500					
				5/29/2014	4/22/2014	PURC		50,000,000.00	49,997,430.55	0.00	0.00	(49,997,430.56)
713540	US TREASURY N/B	/BNP PARIBAS	TRBD				0.2500 / 0.0304					
				4/30/2014	4/22/2014	PURC		10,000,000.00	10,000,485.70	11,947.51	0.00	(10,012,433.21)
713541	FHLB DISC CORP	/BARCLAYS CAPITAL	AGDN				0.0400 / 0.0400					
				5/9/2014	4/22/2014	PURC		8,300,000.00	8,299,843.22	0.00	0.00	(8,299,843.22)
713542	US TREASURY N/B	/BNP PARIBAS	TRBD				0.2500 / 0.0304					
				4/30/2014	4/22/2014	PURC		50,000,000.00	50,002,428.50	59,737.57	0.00	(50,062,166.07)
713548	FHLB DISC CORP	/RBS GREENWICH CAPITAL	AGDN				0.0300 / 0.0300					
				4/30/2014	4/22/2014	PURC		29,881,000.00	29,880,800.78	0.00	0.00	(29,880,800.79)
713550	FREDDIE MAC	/NOMURA SECURITIES	AGNF1				2.5000 / 0.0499					
				4/23/2014	4/22/2014	PURC		8,075,000.00	8,175,926.16	100,376.74	0.00	(8,175,926.16)

County of Orange
Treasurer-Tax Collector's Office
Detail Purchase Transaction Report

Transaction Date From 01-Apr-2014 To 30-Apr-2014
As at : 01-May-2014

Deal	Issuer	Broker	Inst Type	Maturity Date	Trans Date	Trans Type	Coupon/ Yield(%)	Par Value	Cost	Purchased Interest	(Interest) Amort / (Accret) (Gain) / Loss	Settlement
Fund:	**Educational Money Mkt Fnd**											
713554	FANNIE MAE	/NOMURA SECURITIES	AGN FLOAT1	6/20/2014	4/22/2014	PURC	0.1320 / 0.0602	13,000,000.00	13,001,599.82	0.00	0.00	(13,001,599.82)
713556	FNMA DISCOUNT	/BNP PARIBAS	AGDN	11/12/2014	4/22/2014	PURC	0.0700 / 0.0700	25,000,000.00	24,990,083.33	0.00	0.00	(24,990,083.33)
713776	FREDDIE DISCOUNT	/NOMURA SECURITIES	AGDN	9/5/2014	4/23/2014	PURC	0.0700 / 0.0700	5,000,000.00	4,998,687.50	0.00	0.00	(4,998,687.50)
713780	FREDDIE MAC	/JEFFERIES & COMPANY	AGNF1	12/3/2014	4/23/2014	PURC	0.3200 / 0.1018	7,500,000.00	7,519,327.46	9,333.33	0.00	(7,519,327.46)
713781	FANNIE MAE	/BNP PARIBAS	AGNF1	6/27/2014	4/23/2014	PURC	1.1250 / 0.0600	4,550,000.00	4,575,098.12	16,493.75	0.00	(4,575,098.12)
713782	FANNIE MAE	/BNP PARIBAS	AGNF1	9/16/2014	4/23/2014	PURC	3.0000 / 0.0800	16,796,000.00	17,042,410.69	51,787.68	0.00	(17,042,410.69)
713784	FREDDIE MAC	/DEUTSCHE	AGNF1	11/25/2014	4/23/2014	PURC	0.7500 / 0.0918	6,500,000.00	6,545,222.67	20,041.67	0.00	(6,545,222.67)
713785	FED FARM CR BK	/DEUTSCHE	AGNF1	9/22/2014	4/23/2014	PURC	3.0000 / 0.0751	7,200,000.00	7,305,684.00	18,600.00	0.00	(7,305,684.00)
714016	FREDDIE DISCOUNT	/DEUTSCHE	AGDN	7/28/2014	4/24/2014	PURC	0.0450 / 0.0450	31,522,000.00	31,518,256.76	0.00	0.00	(31,518,256.76)
714316	FREDDIE MAC	/DAIWA CAPITAL MARKETS	CALLGOVAGY	4/30/2015	4/25/2014	PURC	0.4000 / 0.3959	500,000.00	500,993.04	972.22	0.00	(500,993.04)
714534	FREDDIE DISCOUNT	/JP MORGAN CHASE & CO	AGDN	7/11/2014	4/28/2014	PURC	0.0400 / 0.0400	17,500,000.00	17,498,561.12	0.00	0.00	(17,498,561.11)
714536	FNMA DISCOUNT	/JP MORGAN CHASE & CO	AGDN	6/16/2014	4/28/2014	PURC	0.0400 / 0.0400	15,400,000.00	15,399,161.56	0.00	0.00	(15,399,161.56)
714537	FNMA DISCOUNT	/JP MORGAN CHASE & CO	AGDN	7/14/2014	4/28/2014	PURC	0.0400 / 0.0400	17,600,000.00	17,598,494.21	0.00	0.00	(17,598,494.22)
714538	FHLB DISC CORP	/NOMURA SECURITIES	AGDN	6/13/2014	4/28/2014	PURC	0.0500 / 0.0500	7,200,000.00	7,199,540.00	0.00	0.00	(7,199,540.00)

County of Orange
Treasurer-Tax Collector's Office
Detail Purchase Transaction Report

Transaction Date From 01-Apr-2014 To 30-Apr-2014
As at : 01-May-2014

Deal	Issuer	Broker	Inst Type	Maturity Date	Trans Date	Trans Type	Coupon/ Yield(%)	Par Value	Cost	Purchased Interest	(Interest) Amort / (Accret) (Gain) / Loss	Settlement
Fund:	**Educational Money Mkt Fnd**											
715131	FANNIE MAE	/CITIGROUP GLOBAL MARKETS	AGN FLOAT1	6/20/2014	4/30/2014	PURC	0.1320 / 0.0458	50,000,000.00	50,007,822.35	0.00	0.00	(50,007,822.33)
					Sub Total:			**671,853,000.00**	**672,515,719.57**	**853,259.28**	**0.00**	**(673,064,269.29)**
Fund:	**283-John Wayne Airport**											
709706	FANNIE MAE	/DEUTSCHE	AGNF1	6/27/2014	4/1/2014	PURC	1.1250 / 0.0821	1,016,000.00	1,021,512.31	2,984.50	0.00	(1,021,512.31)
709998	FREDDIE DISCOUNT	/NOMURA SECURITIES	AGDN	4/14/2014	4/2/2014	PURC	0.0700 / 0.0700	1,000,000.00	999,976.67	0.00	0.00	(999,976.67)
710005	FREDDIE MAC	/NOMURA SECURITIES	AGNF1	1/15/2015	4/2/2014	PURC	4.5000 / 0.1675	200,000.00	208,728.80	1,925.00	0.00	(208,728.80)
710250	FANNIE MAE	/BARCLAYS CAPITAL	AGNF1	4/15/2014	4/3/2014	PURC	4.1250 / 0.0647	750,000.00	765,452.25	14,437.50	0.00	(765,452.25)
711226	FANNIE MAE	/NOMURA SECURITIES	CALLGOVAGY	4/16/2019	4/9/2014	PURC	2.7500 / 2.7389	1,100,000.00	1,115,103.31	14,536.81	0.00	(1,115,103.31)
712013	FANNIE MAE	/BNP PARIBAS	AGNF1	11/20/2014	4/14/2014	PURC	2.6250 / 0.1070	503,000.00	515,876.21	5,281.50	0.00	(515,876.21)
712014	FANNIE MAE	/BARCLAYS CAPITAL	AGNF1	11/20/2014	4/14/2014	PURC	2.6250 / 0.1018	151,000.00	154,870.13	1,585.50	0.00	(154,870.13)
712015	FED FARM CR BK	/JEFFERIES & COMPANY	AGDN	11/3/2014	4/14/2014	PURC	0.1350 / 0.1351	300,000.00	299,771.63	0.00	0.00	(299,771.63)
712016	FHLB DISC CORP	/NOMURA SECURITIES	AGDN	7/18/2014	4/14/2014	PURC	0.1050 / 0.1050	470,000.00	469,869.77	0.00	0.00	(469,869.77)
712017	FHLB DISC CORP	/NOMURA SECURITIES	AGDN	7/16/2014	4/14/2014	PURC	0.1150 / 0.1150	200,000.00	199,940.58	0.00	0.00	(199,940.58)
712513	FHLB DISC CORP	/NOMURA SECURITIES	AGDN	7/2/2014	4/16/2014	PURC	0.1050 / 0.1050	1,546,000.00	1,545,652.79	0.00	0.00	(1,545,652.79)

County of Orange
Treasurer-Tax Collector's Office
Detail Purchase Transaction Report

Transaction Date From 01-Apr-2014 To 30-Apr-2014
As at : 01-May-2014

Deal	Issuer	Broker	Inst Type	Maturity Date	Trans Date	Trans Type	Coupon/ Yield(%)	Par Value	Cost	Purchased Interest	(Interest) Amort / (Accret) (Gain) / Loss	Settlement
Fund:	**283-John Wayne Airport**											
712514	FNMA DISCOUNT	/NOMURA SECURITIES	AGDN				0.1200 / 0.1200					
				6/11/2014	4/16/2014	PURC		400,000.00	399,925.33	0.00	0.00	(399,925.33)
712737	FREDDIE DISCOUNT	/NOMURA SECURITIES	AGDN				0.1000 / 0.1000					
				6/16/2014	4/17/2014	PURC		600,000.00	599,900.00	0.00	0.00	(599,900.00)
713247	FNMA DISCOUNT	/NOMURA SECURITIES	AGDN				0.1000 / 0.1000					
				6/2/2014	4/21/2014	PURC		340,000.00	339,960.33	0.00	0.00	(339,960.33)
713248	FNMA DISCOUNT	/NOMURA SECURITIES	AGDN				0.1000 / 0.1000					
				5/21/2014	4/21/2014	PURC		275,000.00	274,977.08	0.00	0.00	(274,977.08)
713249	FED HM LN BK BD	/JP MORGAN CHASE & CO	AGNF1				0.1800 / 0.1000					
				9/26/2014	4/21/2014	PURC		470,000.00	470,216.67	58.75	0.00	(470,216.67)
713786	FED HM LN BK BD	/UBS FINANCIAL SERVICES	AGNF1				0.2500 / 0.1632					
				2/20/2015	4/23/2014	PURC		170,000.00	170,195.93	74.38	0.00	(170,195.93)
714315	FREDDIE MAC	/DAIWA CAPITAL MARKETS	CALLGOVAGY				0.4000 / 0.3959					
				4/30/2015	4/25/2014	PURC		1,500,000.00	1,502,979.13	2,916.67	0.00	(1,502,979.13)
714839	FREDDIE MAC	/MORGAN STANLEY	AGNF1				1.0000 / 0.0740					
				8/27/2014	4/29/2014	PURC		805,000.00	808,825.54	1,386.39	0.00	(808,825.54)
714840	FANNIE MAE	/MORGAN STANLEY	AGNF1				4.6250 / 0.0951					
				10/15/2014	4/29/2014	PURC		533,000.00	545,082.37	958.66	0.00	(545,082.37)
714843	FED FARM CR BK	/UBS FINANCIAL SERVICES	AGN FLOAT1				0.3177 / 0.0959					
				9/30/2014	4/29/2014	PURC		500,000.00	500,600.36	0.00	0.00	(500,600.36)
715130	FANNIE MAE	/CITIGROUP GLOBAL MARKETS	AGN FLOAT1				0.1320 / 0.0458					
				6/20/2014	4/30/2014	PURC		1,000,000.00	1,000,156.45	0.00	0.00	(1,000,156.45)
						Sub Total:		**13,829,000.00**	**13,909,573.64**	**46,145.67**	**0.00**	**(13,909,573.64)**
Fund:	**15B-Housing 99A & 99B**											

Deals [Transaction Type] = SE

County of Orange
Treasurer-Tax Collector's Office
Detail Purchase Transaction Report

Transaction Date From 01-Apr-2014 To 30-Apr-2014
As at : 01-May-2014

Deal	Issuer	Broker	Inst Type	Maturity Date	Trans Date	Trans Type	Coupon/ Yield(%)	Par Value	Cost	Purchased Interest	(Interest) Amort / (Accret) (Gain) / Loss	Settlement
Fund:	**15B-Housing 99A & 99B**											
383458	GINNIE MAE	/	MBS				6.2500 / 1,001.4350					
				9/20/2029	4/20/2014	SALE		(134,943.41)	(135,060.55)	0.00	0.00	462.79
						Sub Total:		**(134,943.41)**	**(135,060.55)**	**0.00**	**0.00**	**462.79**
						Grand Total:		**3,171,509,056.59**	**3,175,066,949.49**	**2,161,714.52**	**0.00**	**(3,176,222,171.86)**

Deals [Transaction Type] = SE

County of Orange
Treasurer-Tax Collector's Office

MONEY MARKET MUTUAL FUNDS TRANSACTIONS REPORT

For 01-Apr-2014 to 30-Apr-2014

Cashflow Date	Transaction Description	D.O. No.	Instrument	Amount	Deposit Slip Code	Counterparty	Deal No
AIM#51102-692	**INVESCO STIC GOVERNMENT & AGENCY**						
4/17/2014	ACTUAL CASHFLOW		Money Market Mutual Fund	200,000,000.00	2724	INVESCO STIC PRIME PORTFOLIO	712723
4/21/2014	ACTUAL CASHFLOW		Money Market Mutual Fund	20,000,000.00	2994	INVESCO STIC PRIME PORTFOLIO	712993
4/22/2014	ACTUAL CASHFLOW		Money Market Mutual Fund	(220,000,000.00)	3517	INVESCO STIC PRIME PORTFOLIO	713516
4/24/2014	ACTUAL CASHFLOW		Money Market Mutual Fund	42,699,682.00	3822	INVESCO STIC PRIME PORTFOLIO	713821
4/24/2014	ACTUAL CASHFLOW		Money Market Mutual Fund	(42,700,000.00)	3826	INVESCO STIC PRIME PORTFOLIO	713825
4/25/2014	ACTUAL CASHFLOW		Money Market Mutual Fund	7,000,000.00	4081	INVESCO STIC PRIME PORTFOLIO	714080
4/28/2014	ACTUAL CASHFLOW		Money Market Mutual Fund	(7,000,000.00)	4356	INVESCO STIC PRIME PORTFOLIO	714355
		Sub Total Amount Per Account:		**(318.00)**			
AIM#51103-694	**INVESCO STIC GOVERNMENT & AGENCY**						
4/1/2014	ACTUAL CASHFLOW		Money Market Mutual Fund	(25,046,788.00)	9691	INVESCO STIC PRIME PORTFOLIO	709690
4/2/2014	ACTUAL CASHFLOW		Money Market Mutual Fund	12,604,029.00	9981	INVESCO STIC PRIME PORTFOLIO	709980
4/3/2014	ACTUAL CASHFLOW		Money Market Mutual Fund	(7,270,092.00)	0227	INVESCO STIC PRIME PORTFOLIO	710226
4/4/2014	ACTUAL CASHFLOW		Money Market Mutual Fund	(9,330,982.00)	0286	INVESCO STIC PRIME PORTFOLIO	710285
4/7/2014	ACTUAL CASHFLOW		Money Market Mutual Fund	21,600,284.00	0724	INVESCO STIC PRIME PORTFOLIO	710723
4/7/2014	ACTUAL CASHFLOW		Money Market Mutual Fund	5,040,401.00	0732	INVESCO STIC PRIME PORTFOLIO	710731
4/8/2014	ACTUAL CASHFLOW		Money Market Mutual Fund	(184,892.00)	0960	INVESCO STIC PRIME PORTFOLIO	710959
4/9/2014	ACTUAL CASHFLOW		Money Market Mutual Fund	10,195,338.00	1212	INVESCO STIC PRIME PORTFOLIO	711211
4/10/2014	ACTUAL CASHFLOW		Money Market Mutual Fund	(36,650,000.00)	1467	INVESCO STIC PRIME PORTFOLIO	711466
4/16/2014	ACTUAL CASHFLOW		Money Market Mutual Fund	1,000,000.00	2308	INVESCO STIC PRIME PORTFOLIO	712307
4/17/2014	ACTUAL CASHFLOW		Money Market Mutual Fund	(1,000,000.00)	2722	INVESCO STIC PRIME PORTFOLIO	712721
4/22/2014	ACTUAL CASHFLOW		Money Market Mutual Fund	100,000,000.00	3515	INVESCO STIC PRIME PORTFOLIO	713514
4/23/2014	ACTUAL CASHFLOW		Money Market Mutual Fund	(42,534,355.00)	3764	INVESCO STIC PRIME PORTFOLIO	713763
4/24/2014	ACTUAL CASHFLOW		Money Market Mutual Fund	(28,006,111.00)	3820	INVESCO STIC PRIME PORTFOLIO	713819
4/25/2014	ACTUAL CASHFLOW		Money Market Mutual Fund	(12,513,020.00)	4079	INVESCO STIC PRIME PORTFOLIO	714078
4/28/2014	ACTUAL CASHFLOW		Money Market Mutual Fund	(1,309,453.00)	4354	INVESCO STIC PRIME PORTFOLIO	714353
4/29/2014	ACTUAL CASHFLOW		Money Market Mutual Fund	(591,317.00)	4579	INVESCO STIC PRIME PORTFOLIO	714578
4/30/2014	ACTUAL CASHFLOW		Money Market Mutual Fund	35,993,482.00	5123	INVESCO STIC PRIME PORTFOLIO	715122
		Sub Total Amount Per Account:		**21,996,524.00**			
MORGAN 283	**MORGAN STANLEY GOVT 8302-JWA MMF**						
4/1/2014	ACTUAL CASHFLOW		Money Market Mutual Fund	(1,021,455.05)	9693	MORGAN STANLEY INST LIQUIDITY FUN	709692
4/2/2014	ACTUAL CASHFLOW		Money Market Mutual Fund	(1,208,705.47)	9983	MORGAN STANLEY INST LIQUIDITY FUN	709982
4/3/2014	ACTUAL CASHFLOW		Money Market Mutual Fund	(765,452.25)	0229	MORGAN STANLEY INST LIQUIDITY FUN	710228
4/7/2014	ACTUAL CASHFLOW		Money Market Mutual Fund	630,340.49	0726	MORGAN STANLEY INST LIQUIDITY FUN	710725
4/9/2014	ACTUAL CASHFLOW		Money Market Mutual Fund	(615,103.13)	1216	MORGAN STANLEY INST LIQUIDITY FUN	711215
4/10/2014	ACTUAL CASHFLOW		Money Market Mutual Fund	1,001,158.06	1473	MORGAN STANLEY INST LIQUIDITY FUN	711472
4/11/2014	ACTUAL CASHFLOW		Money Market Mutual Fund	639,982.78	1789	MORGAN STANLEY INST LIQUIDITY FUN	711788

County of Orange
Treasurer-Tax Collector's Office

MONEY MARKET MUTUAL FUNDS TRANSACTIONS REPORT

For 01-Apr-2014 to 30-Apr-2014

Cashflow Date	Transaction Description	D.O. No.	Instrument	Amount	Deposit Slip Code	Counterparty	Deal No
4/14/2014	ACTUAL CASHFLOW		Money Market Mutual Fund	(640,311.38)	2003	MORGAN STANLEY INST LIQUIDITY FUN	712002
4/15/2014	ACTUAL CASHFLOW		Money Market Mutual Fund	1,525,950.63	2246	MORGAN STANLEY INST LIQUIDITY FUN	712245
4/16/2014	ACTUAL CASHFLOW		Money Market Mutual Fund	(828,447.52)	2314	MORGAN STANLEY INST LIQUIDITY FUN	712313
4/17/2014	ACTUAL CASHFLOW		Money Market Mutual Fund	(245,306.25)	2730	MORGAN STANLEY INST LIQUIDITY FUN	712729
4/21/2014	ACTUAL CASHFLOW		Money Market Mutual Fund	(385,154.08)	3000	MORGAN STANLEY INST LIQUIDITY FUN	712999
4/23/2014	ACTUAL CASHFLOW		Money Market Mutual Fund	336,054.07	3768	MORGAN STANLEY INST LIQUIDITY FUN	713767
4/24/2014	ACTUAL CASHFLOW		Money Market Mutual Fund	227.76	3824	MORGAN STANLEY INST LIQUIDITY FUN	713823
4/25/2014	ACTUAL CASHFLOW		Money Market Mutual Fund	(1,502,979.13)	4087	MORGAN STANLEY INST LIQUIDITY FUN	714086
4/28/2014	ACTUAL CASHFLOW		Money Market Mutual Fund	2,104,078.51	4360	MORGAN STANLEY INST LIQUIDITY FUN	714359
4/29/2014	ACTUAL CASHFLOW		Money Market Mutual Fund	(1,854,508.27)	4583	MORGAN STANLEY INST LIQUIDITY FUN	714582
4/30/2014	ACTUAL CASHFLOW		Money Market Mutual Fund	1,352,843.55	5129	MORGAN STANLEY INST LIQUIDITY FUN	715128
		Sub Total Amount Per Account:		**(1,476,786.68)**			
MORGAN 692		**MORGAN STANLEY GOVT 8302-COUNTY MMF**					
4/1/2014	ACTUAL CASHFLOW		Money Market Mutual Fund	(25,661,859.00)	9695	MORGAN STANLEY INST LIQUIDITY FUN	709694
4/2/2014	ACTUAL CASHFLOW		Money Market Mutual Fund	(3,324,766.00)	9987	MORGAN STANLEY INST LIQUIDITY FUN	709986
4/3/2014	ACTUAL CASHFLOW		Money Market Mutual Fund	7,488,654.00	0233	MORGAN STANLEY INST LIQUIDITY FUN	710232
4/4/2014	ACTUAL CASHFLOW		Money Market Mutual Fund	3,219,922.00	0290	MORGAN STANLEY INST LIQUIDITY FUN	710289
4/4/2014	ACTUAL CASHFLOW		Money Market Mutual Fund	1,886,226.00	0501	MORGAN STANLEY INST LIQUIDITY FUN	710500
4/7/2014	ACTUAL CASHFLOW		Money Market Mutual Fund	(5,499,227.00)	0730	MORGAN STANLEY INST LIQUIDITY FUN	710729
4/7/2014	ACTUAL CASHFLOW		Money Market Mutual Fund	9,300,000.00	0747	MORGAN STANLEY INST LIQUIDITY FUN	710746
4/8/2014	ACTUAL CASHFLOW		Money Market Mutual Fund	(12,875,352.00)	0962	MORGAN STANLEY INST LIQUIDITY FUN	710961
4/8/2014	ACTUAL CASHFLOW		Money Market Mutual Fund	5,400,000.00	0986	MORGAN STANLEY INST LIQUIDITY FUN	710985
4/9/2014	ACTUAL CASHFLOW		Money Market Mutual Fund	(8,509,971.00)	1214	MORGAN STANLEY INST LIQUIDITY FUN	711213
4/9/2014	ACTUAL CASHFLOW		Money Market Mutual Fund	23,150,000.00	1236	MORGAN STANLEY INST LIQUIDITY FUN	711235
4/10/2014	ACTUAL CASHFLOW		Money Market Mutual Fund	7,589,187.00	1469	MORGAN STANLEY INST LIQUIDITY FUN	711468
4/11/2014	ACTUAL CASHFLOW		Money Market Mutual Fund	1,268,828.00	1785	MORGAN STANLEY INST LIQUIDITY FUN	711784
4/11/2014	ACTUAL CASHFLOW		Money Market Mutual Fund	34,999,494.16	1791	MORGAN STANLEY INST LIQUIDITY FUN	711790
4/14/2014	ACTUAL CASHFLOW		Money Market Mutual Fund	40,240,074.00	1999	MORGAN STANLEY INST LIQUIDITY FUN	711998
4/15/2014	ACTUAL CASHFLOW		Money Market Mutual Fund	17,524,016.00	2242	MORGAN STANLEY INST LIQUIDITY FUN	712241
4/16/2014	ACTUAL CASHFLOW		Money Market Mutual Fund	49,498,501.00	2310	MORGAN STANLEY INST LIQUIDITY FUN	712309
4/16/2014	ACTUAL CASHFLOW		Money Market Mutual Fund	5,371,406.26	2316	MORGAN STANLEY INST LIQUIDITY FUN	712315
4/17/2014	ACTUAL CASHFLOW		Money Market Mutual Fund	30,721,063.00	2726	MORGAN STANLEY INST LIQUIDITY FUN	712725
4/21/2014	ACTUAL CASHFLOW		Money Market Mutual Fund	5,494,811.00	2996	MORGAN STANLEY INST LIQUIDITY FUN	712995
4/22/2014	ACTUAL CASHFLOW		Money Market Mutual Fund	(173,448,587.00)	3519	MORGAN STANLEY INST LIQUIDITY FUN	713518
4/23/2014	ACTUAL CASHFLOW		Money Market Mutual Fund	28,072,317.00	3766	MORGAN STANLEY INST LIQUIDITY FUN	713765
4/24/2014	ACTUAL CASHFLOW		Money Market Mutual Fund	42,700,000.00	3828	MORGAN STANLEY INST LIQUIDITY FUN	713827
4/25/2014	ACTUAL CASHFLOW		Money Market Mutual Fund	5,145,376.00	4083	MORGAN STANLEY INST LIQUIDITY FUN	714082
4/28/2014	ACTUAL CASHFLOW		Money Market Mutual Fund	(2,552,476.00)	4358	MORGAN STANLEY INST LIQUIDITY FUN	714357
4/29/2014	ACTUAL CASHFLOW		Money Market Mutual Fund	(63,021,061.00)	4581	MORGAN STANLEY INST LIQUIDITY FUN	714580

County of Orange
Treasurer-Tax Collector's Office

MONEY MARKET MUTUAL FUNDS TRANSACTIONS REPORT

For 01-Apr-2014 to 30-Apr-2014

Cashflow Date	Transaction Description	D.O. No.	Instrument	Amount	Deposit Slip Code	Counterparty	Deal No
4/30/2014	ACTUAL CASHFLOW		Money Market Mutual Fund	26,073,225.00	5125	MORGAN STANLEY INST LIQUIDITY FUN	715124
		Sub Total Amount Per Account:		**50,249,801.42**			
MORGAN 694	**MORGAN STANLEY GOVT 8302-EDUCATIONAL MMF**						
4/2/2014	ACTUAL CASHFLOW		Money Market Mutual Fund	4,000,000.00	9985	MORGAN STANLEY INST LIQUIDITY FUN	709984
4/3/2014	ACTUAL CASHFLOW		Money Market Mutual Fund	(1,716,492.00)	0231	MORGAN STANLEY INST LIQUIDITY FUN	710230
4/4/2014	ACTUAL CASHFLOW		Money Market Mutual Fund	(122,625.00)	0288	MORGAN STANLEY INST LIQUIDITY FUN	710287
4/7/2014	ACTUAL CASHFLOW		Money Market Mutual Fund	(1,500,000.00)	0728	MORGAN STANLEY INST LIQUIDITY FUN	710727
4/10/2014	ACTUAL CASHFLOW		Money Market Mutual Fund	(14,576,982.00)	1471	MORGAN STANLEY INST LIQUIDITY FUN	711470
4/11/2014	ACTUAL CASHFLOW		Money Market Mutual Fund	5,900,477.00	1787	MORGAN STANLEY INST LIQUIDITY FUN	711786
4/14/2014	ACTUAL CASHFLOW		Money Market Mutual Fund	(22,726,753.00)	2001	MORGAN STANLEY INST LIQUIDITY FUN	712000
4/15/2014	ACTUAL CASHFLOW		Money Market Mutual Fund	3,991,185.00	2244	MORGAN STANLEY INST LIQUIDITY FUN	712243
4/16/2014	ACTUAL CASHFLOW		Money Market Mutual Fund	17,209,266.00	2312	MORGAN STANLEY INST LIQUIDITY FUN	712311
4/17/2014	ACTUAL CASHFLOW		Money Market Mutual Fund	(9,626,084.00)	2728	MORGAN STANLEY INST LIQUIDITY FUN	712727
4/21/2014	ACTUAL CASHFLOW		Money Market Mutual Fund	1,686,026.00	2998	MORGAN STANLEY INST LIQUIDITY FUN	712997
4/22/2014	ACTUAL CASHFLOW		Money Market Mutual Fund	47,554,016.00	3521	MORGAN STANLEY INST LIQUIDITY FUN	713520
4/25/2014	ACTUAL CASHFLOW		Money Market Mutual Fund	(5,000,000.00)	4085	MORGAN STANLEY INST LIQUIDITY FUN	714084
4/30/2014	ACTUAL CASHFLOW		Money Market Mutual Fund	(10,000,000.00)	5127	MORGAN STANLEY INST LIQUIDITY FUN	715126
		Sub Total Amount Per Account:		**15,072,034.00**			

Total Amount : **85,841,254.74**

MONTHLY TREASURER'S INVESTMENT REPORT
Distribution List

County of Orange Elected Officials
Honorable Webster J. Guillory, Assessor
Honorable Sandra Hutchens, Sheriff-Coroner
Honorable Anthony J. Rackauckas, Jr., District Attorney/Public Administrator

Treasury Oversight Committee
William "Andy" Dunn
Mike Giancola
Jan Grimes
Al Mijares
Laura Parisi

County of Orange Departments
Assessor
Auditor-Controller
Child Support Services
Clerk of the Board
Clerk-Recorder
County Counsel
County Executive Office
District Attorney/Public Administrator
Health Care Agency
Human Resources
Internal Audit
John Wayne Airport
OC Community Resources
OC Dana Point Harbor
OC Public Works
OC Waste & Recycling
Independent Review
Performance Audit
Probation
Public Defender
Registrar of Voters
Sheriff-Coroner
Social Services Agency

County Agencies
Children & Families Commission
Civic Center Commission
Law Library
Orange County Employees Retirement System
Orange County Cemetery District
Orange County Fire Authority
Orange County Transportation Authority
Transportation Corridor Agencies

State of California
Mark Campbell, CDIAC
Superior Court

Orange County School Districts
Orange County Department of Education
Anaheim City School District
Anaheim Union High School District
Brea-Olinda Unified School District
Buena Park School District
Capistrano Unified School District
Centralia School District
Cypress School District
Fountain Valley School District
Fullerton School District
Fullerton Joint Union High School District
Garden Grove Unified School District
Huntington Beach City School District
Huntington Beach Union High School District
Irvine Unified School District
Laguna Beach Unified School District
La Habra City School District
Los Alamitos Unified School District
Lowell Joint School District
Magnolia School District
Newport-Mesa Unified School District
Ocean View School District
Orange Unified School District
Placentia-Yorba Linda Unified School District
Saddleback Valley Unified School District
Santa Ana Unified School District
Savanna School District
Tustin Unified School District
Westminster School District

Orange County Community College Districts (CCD)
Coast Community CCD
North Orange County CCD
Rancho-Santiago CCD
South Orange County CCD

Orange County Regional Occupational Programs (ROP)
Capistrano-Laguna Beach ROP
Coastline ROP
North Orange County ROP

Voluntary Pool Participants (date approved)
Serrano Water District (6-22-99)
City of Villa Park (10-2-01)
City of Tustin (5-21-02)
Mesa Water District (8-9-02)
Orange County Water District (3-30-04)
Municipal Water District of OC (7-27-04)
Orange County Vector Control District (11-14-06)
Buena Park Library District (2-9-10)
Local Agency Formation Commission (10-5-10)
Villa Park Community Services Foundation (4-5-11)
City of Laguna Niguel (3-13-14)